

DHI Vessel Hulls Catalogue

Data sheets for different vessels in
MIKE 21 Mooring Analysis





DHI headquarters
Agern Allé 5
DK-2970 Hørsholm
Denmark

+45 4516 9200 Telephone
+45 4516 9333 Support
+45 4516 9292 Telefax

mike@dhigroup.com
www.mikepoweredbydhi.com

vessel hulls catalogue.docx/NCN May 2021 - © DHI

CONTENTS

Vessel Hulls Catalogue
Data sheets for different vessels

| | | |
|----------|--|-----------|
| 1 | Introduction..... | 2 |
| 2 | Free Vessel Hulls | 3 |
| 2.1 | Bulk Carriers | 3 |
| 2.2 | Container Carriers | 6 |
| 2.3 | Tankers | 8 |
| 2.4 | Gas Carrier..... | 11 |
| 2.5 | Passenger Vessels | 12 |
| 2.6 | General Cargo Vessel..... | 14 |
| 3 | Vessel Hulls for Purchase | 15 |
| 3.1 | Bulk Carriers | 15 |
| 3.2 | Container Carriers | 27 |
| 3.3 | Cruise Ships | 47 |
| 3.4 | LNG Carriers | 50 |
| 3.5 | Super Yachts..... | 58 |
| 3.6 | Tankers | 64 |
| 3.7 | Tugboats | 75 |
| 4 | References | 79 |

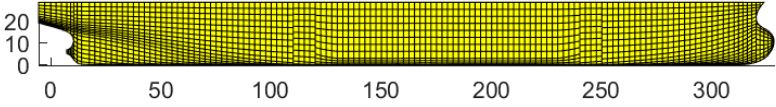
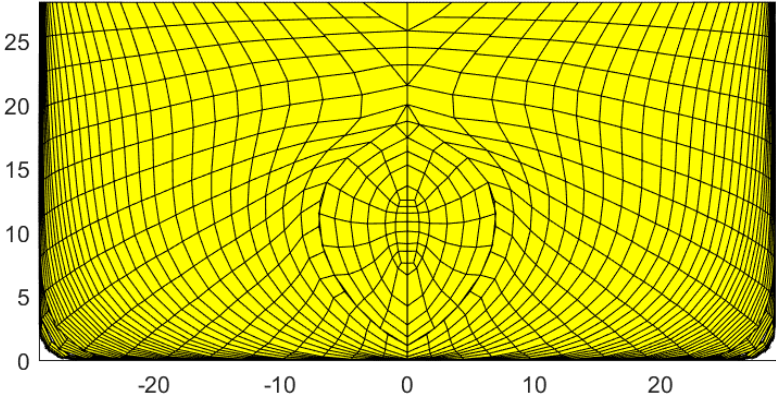
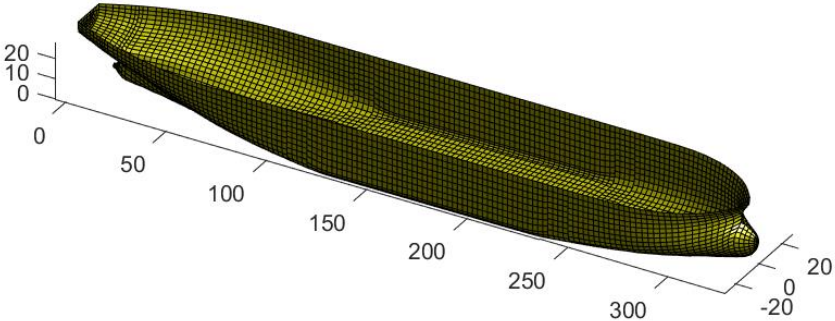
1 Introduction

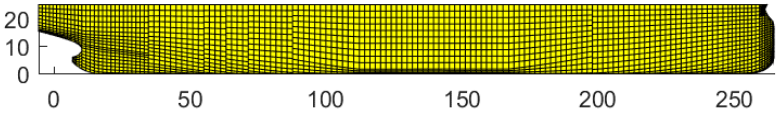
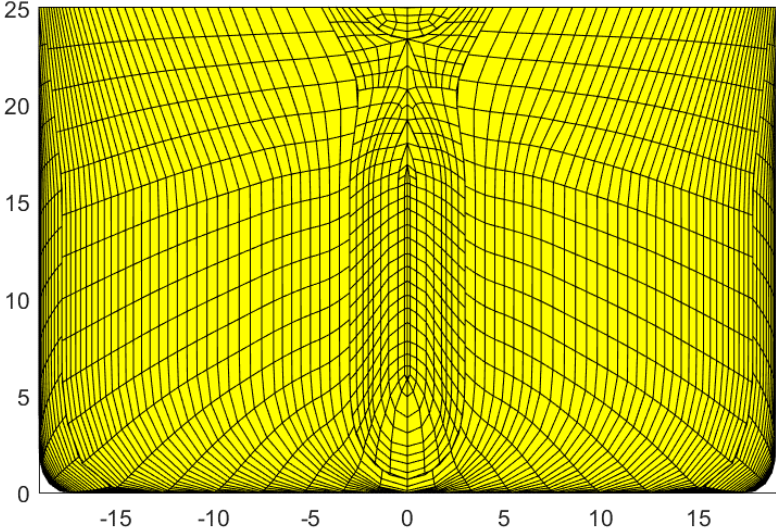
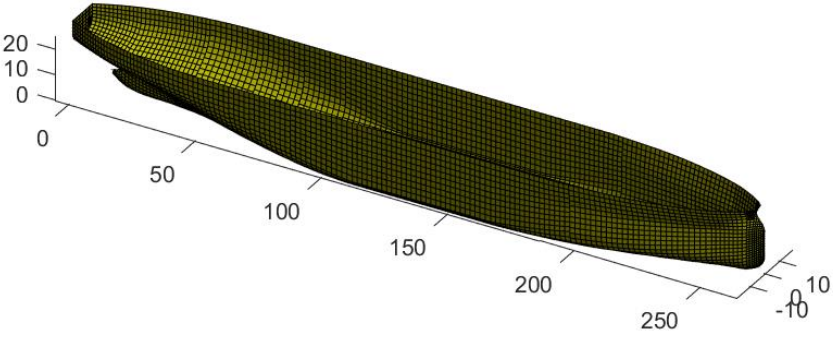
DHI provides a selection of 12 vessels of different sizes together with the installation of MIKE 21 Mooring Analysis (MA) for free. In addition, DHI obtains a comprehensive collection of additional vessels, which can be purchased from DHI and which cover different sizes and vessel classes.

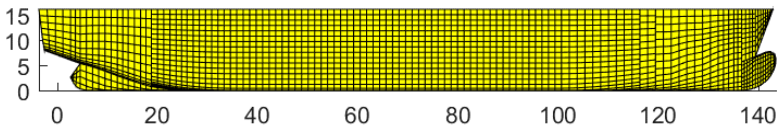
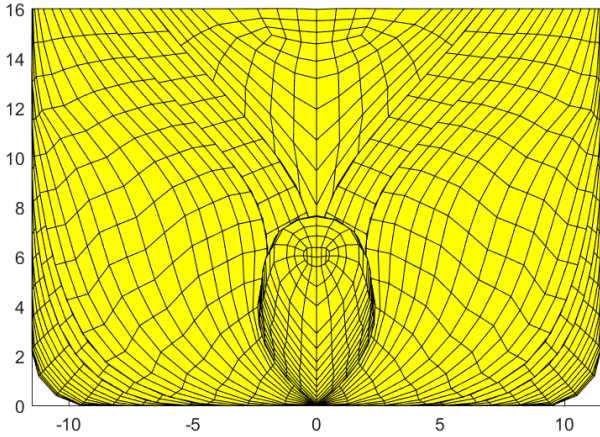
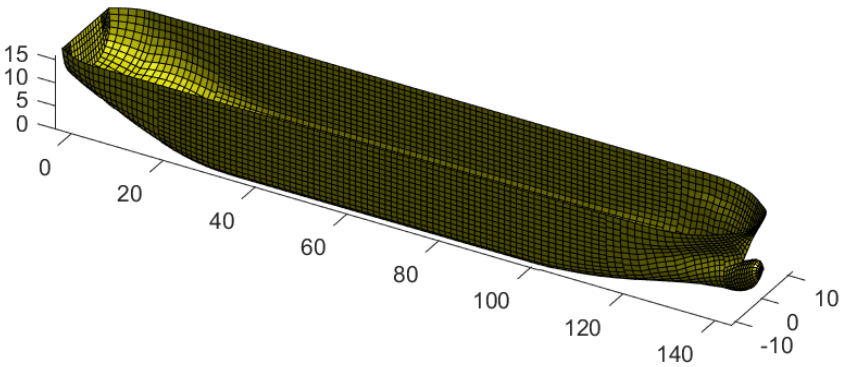
Chapter 2 in this document contains the data sheets of the free vessel hulls and Chapter 3 contains the data sheets for the vessel hulls that can be purchased.

2 Free Vessel Hulls

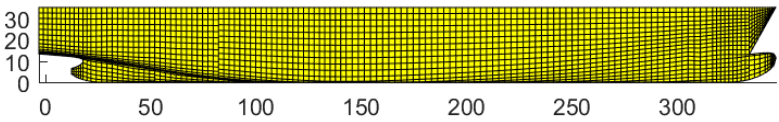
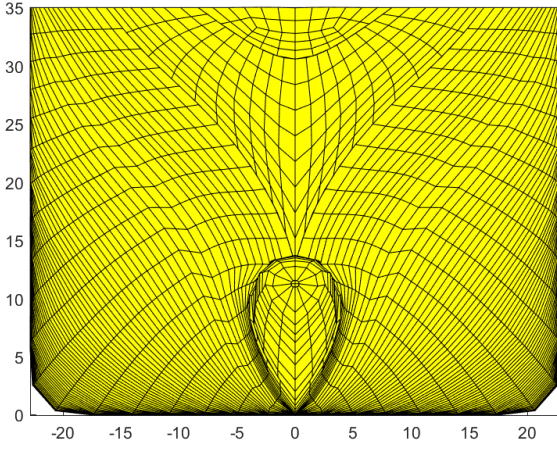
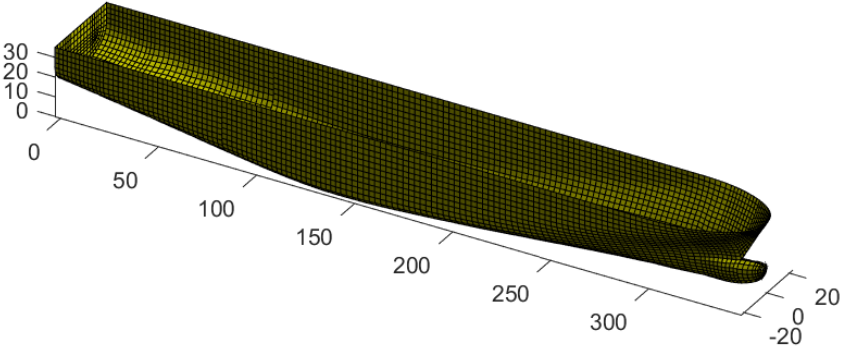
2.1 Bulk Carriers

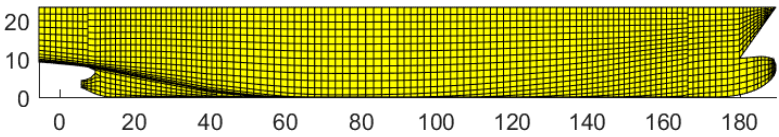
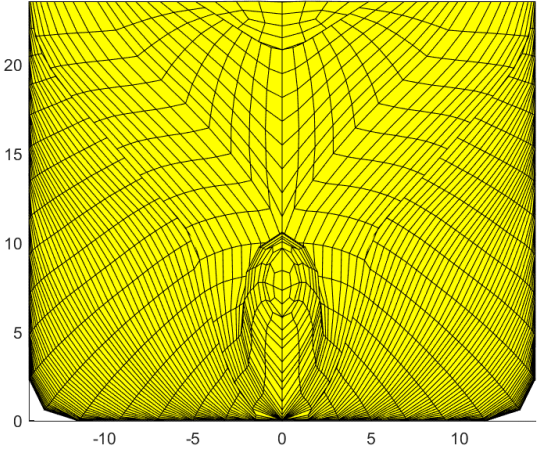
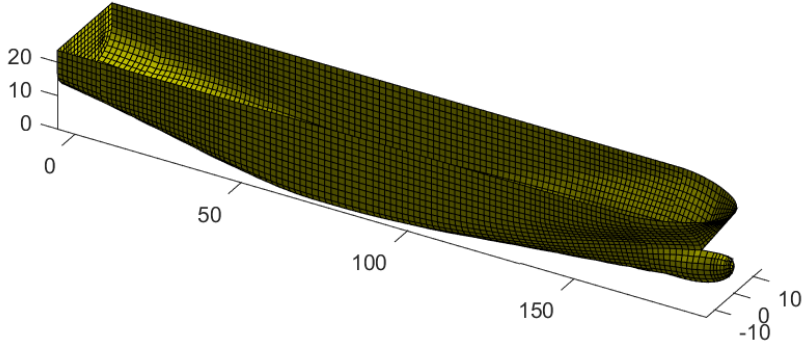
| Characterisation of Vessel for Wave Response Analysis | |
|---|--|
| Vessel Characteristics | Bulk Carrier 1 |
| Hull Name | Bulk Carrier 1 |
| Type | Bulk Carrier, Conventional Bow |
| LOA | 333.6m |
| Beam | 58.1m |
| Max Height | 28m |
| Longitudinal Profile |  |
| Lateral Profile |  |
| 3D View |  |
| Date | November 2016. |

| Characterisation of Vessel for Wave Response Analysis | |
|---|--|
| Vessel Characteristics | Bulk Carrier 2 |
| Hull Name | Bulk Carrier 2 |
| Type | Bulk Carrier, Cylindrical Bow |
| LOA | 269.98m |
| Beam | 38.01m |
| Max Height | 25.02m |
| Longitudinal Profile |  |
| Lateral Profile |  |
| 3D View |  |
| Date | November 2016. |

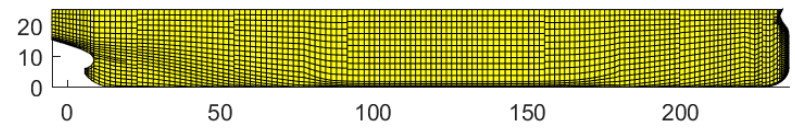
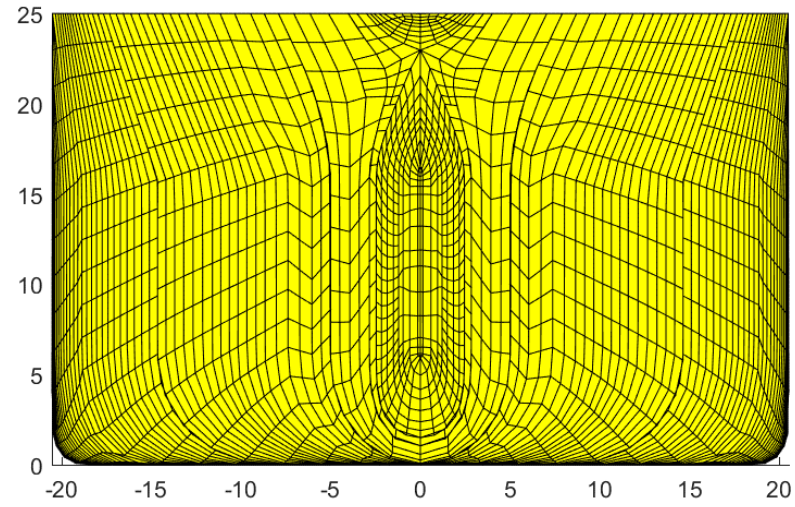
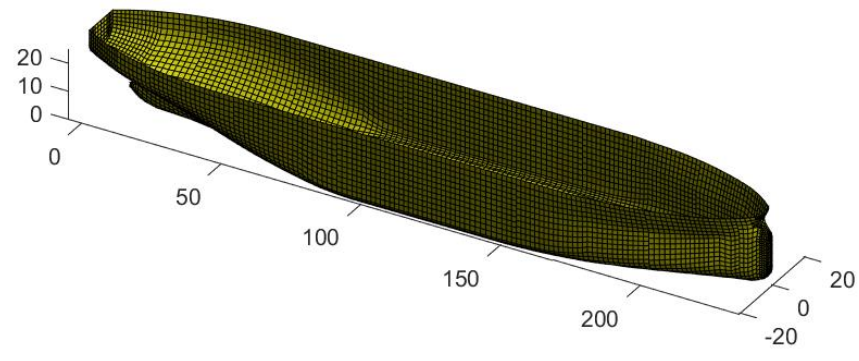
| Characterisation of Vessel for Wave Response Analysis | |
|---|--|
| Vessel Characteristics | Bulk Carrier 3 |
| Hull Name | Bulk Carrier 3 |
| Type | Bulk Carrier, Conventional Bow |
| LOA | 147m |
| Beam | 23m |
| Max Height | 16m |
| Longitudinal Profile |  |
| Lateral Profile |  |
| 3D View |  |
| Date | November 2016. |

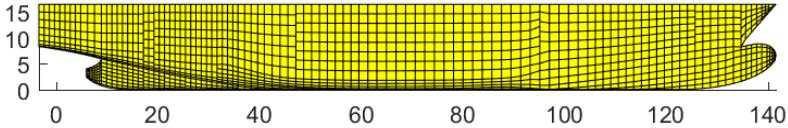
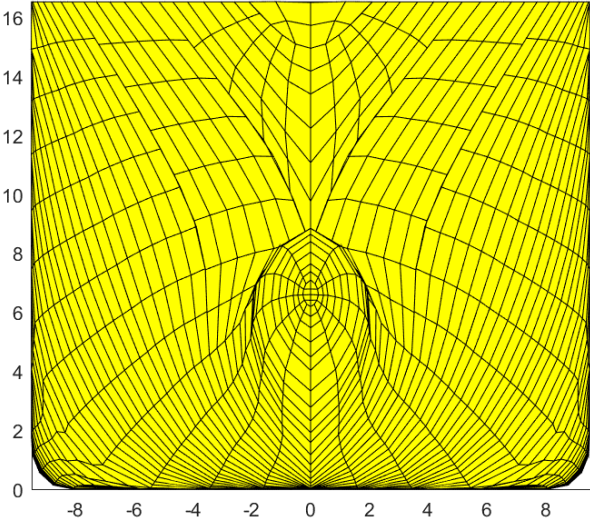
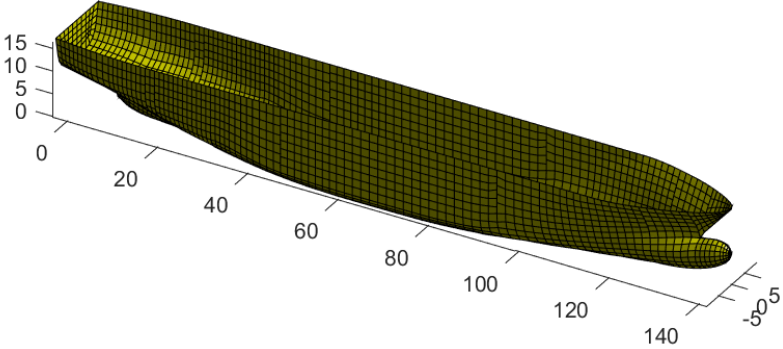
2.2 Container Carriers

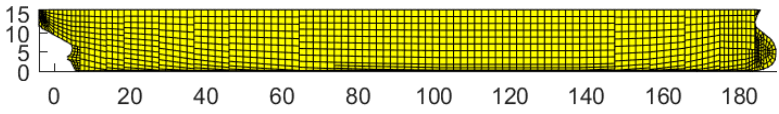
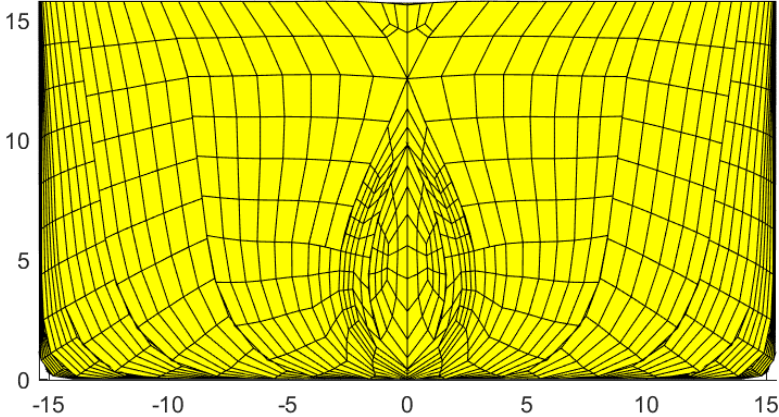
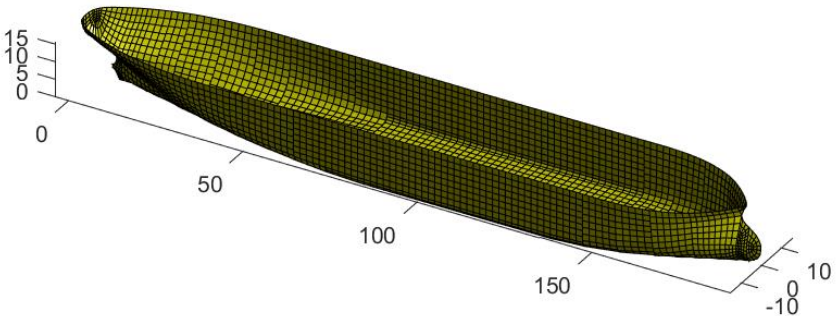
| Characterisation of Vessel for Wave Response Analysis | |
|---|--|
| Vessel Characteristics | Container 1 |
| Hull Name | Container 1 |
| Type | Container |
| LOA | 349.6m |
| Beam | 45.6m |
| Moulded Depth | 35.1m |
| Longitudinal Profile |  |
| Lateral Profile |  |
| 3D View |  |
| Date | November 2016. |

| Characterisation of Vessel for Wave Response Analysis | |
|---|--|
| Vessel Characteristics | Container 2 |
| Hull Name | Container 2 |
| Type | Container |
| LOA | 195m |
| Beam | 28.5m |
| Moulded Depth | 23.5m |
| Longitudinal Profile |  |
| Lateral Profile |  |
| 3D View |  |
| Date | November 2016. |

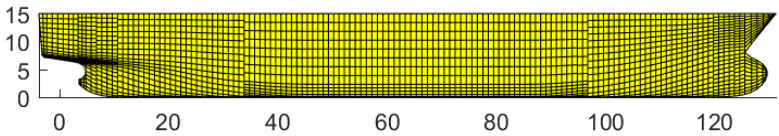
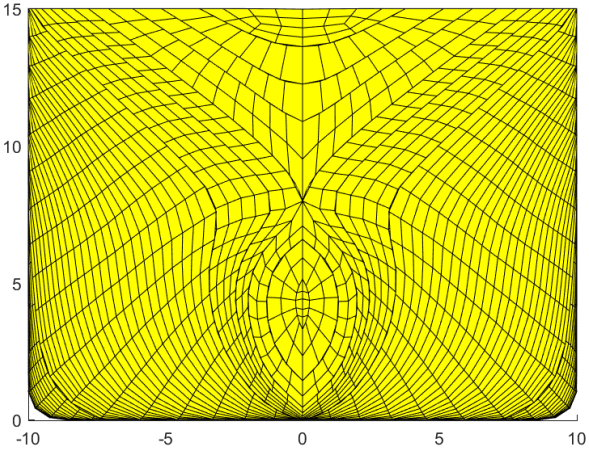
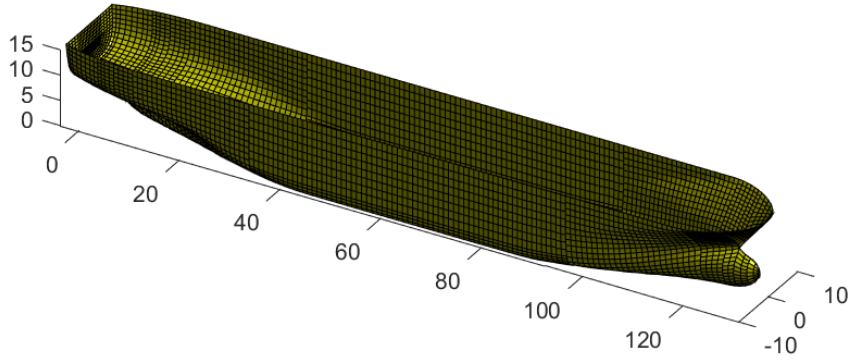
2.3 Tankers

| Characterisation of Vessel for Wave Response Analysis | |
|---|--|
| Vessel Characteristics | Tanker 1 |
| Hull Name | Tanker 1 |
| Type | Tanker, Cylindrical Bow |
| LOA | 239.1m |
| Beam | 41.06m |
| Moulded Depth | 25.02m |
| Longitudinal Profile |  |
| Lateral Profile |  |
| 3D View |  |
| Date | November 2016. |


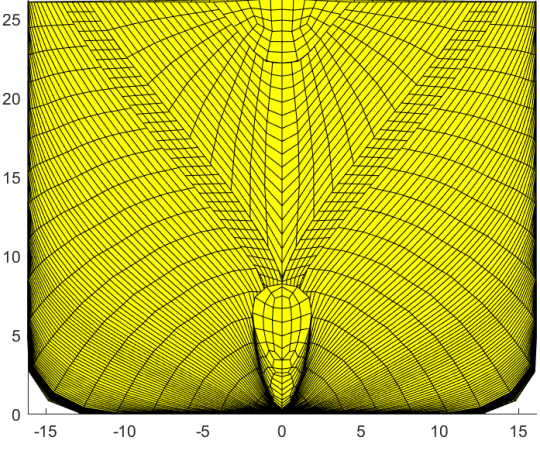
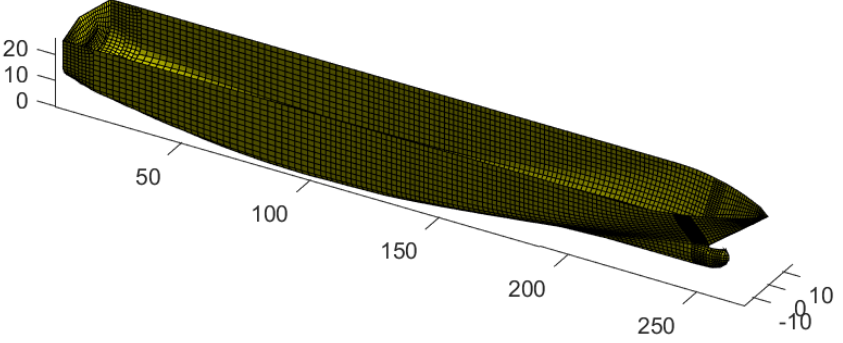
| Characterisation of Vessel for Wave Response Analysis | |
|---|--|
| Vessel Characteristics | Tanker 2 |
| Hull Name | Tanker 2 |
| Type | Tanker, Conventional Bow |
| LOA | 144.1m |
| Beam | 19.01m |
| Moulded Depth | 16.54m |
| Longitudinal Profile |  |
| Lateral Profile |  |
| 3D View |  |
| Date | November 2016. |


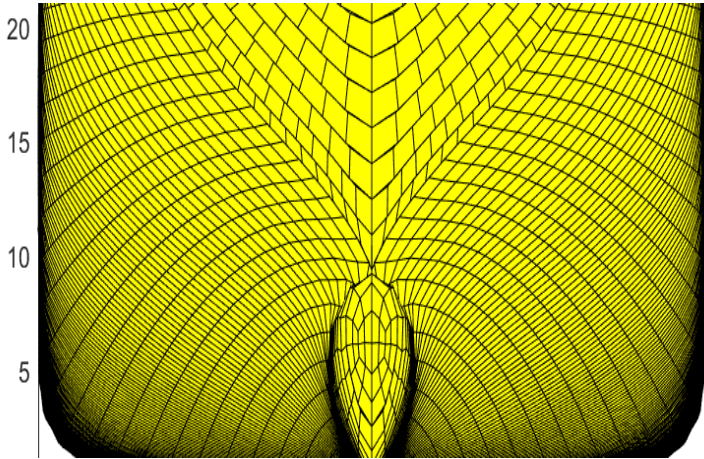
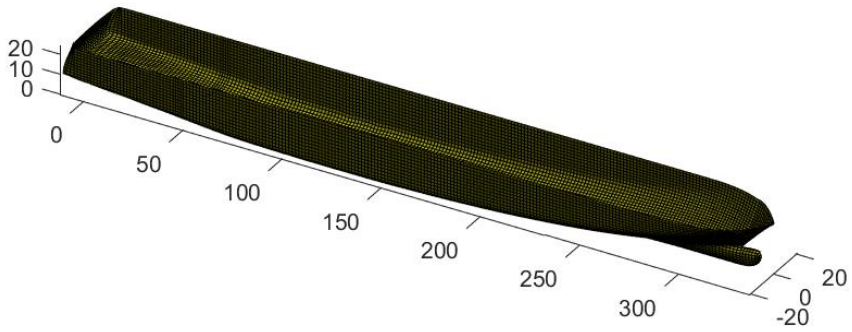
| Characterisation of Vessel for Wave Response Analysis | |
|---|--|
| Vessel Characteristics | Tanker 3 |
| Hull Name | Tanker 3 |
| Type | Tanker, Conventional Bow |
| LOA | 193.4m |
| Beam | 30.8m |
| Moulded Depth | 15.8m |
| Longitudinal Profile |  |
| Lateral Profile |  |
| 3D View |  |
| Date | November 2016. |

2.4 Gas Carrier

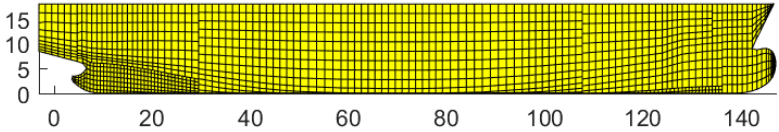
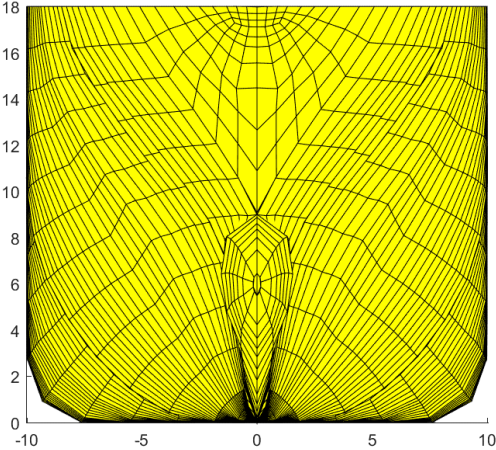
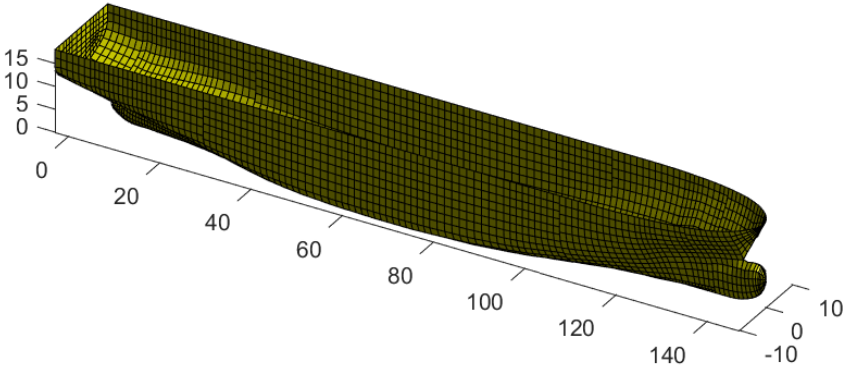
| Characterisation of Vessel for Wave Response Analysis | |
|---|--|
| Vessel Characteristics | Gas Carrier 1 |
| Hull Name | Gas Carrier 1 |
| Type | Gas Carrier, LPG |
| LOA | 134.8m |
| Beam | 20m |
| Moulded Depth | 15m |
| Longitudinal Profile |  |
| Lateral Profile |  |
| 3D View |  |
| Date | November 2016. |

2.5 Passenger Vessels

| Characterisation of Vessel for Wave Response Analysis | |
|---|--|
| Vessel Characteristics | Passenger Vessel 1 |
| Hull Name | Passenger Vessel 1 |
| Type | Passenger Vessel |
| LOA | 267.4m |
| Beam | 32.3m |
| Moulded Depth | 26.3m |
| Longitudinal Profile |  |
| Lateral Profile |  |
| 3D View |  |
| Date | November 2016. |

| Characterisation of Vessel for Wave Response Analysis | |
|---|--|
| Vessel Characteristics | Passenger Vessel 2 |
| Hull Name | Passenger Vessel 2 |
| Type | Passenger Vessel |
| LOA | 347.8m |
| Beam | 41.6m |
| Moulded Depth | 24.7m |
| Longitudinal Profile |  |
| Lateral Profile |  |
| 3D View |  |
| Date | November 2016. |

2.6 General Cargo Vessel

| Characterisation of Vessel for Wave Response Analysis | |
|---|--|
| Vessel Characteristics | General Cargo 1 |
| Hull Name | General Cargo 1 |
| Type | General Cargo |
| LOA | 150m |
| Beam | 20m |
| Moulded Depth | 18m |
| Longitudinal Profile |  |
| Lateral Profile |  |
| 3D View |  |
| Date | November 2016. |

3 Vessel Hulls for Purchase

3.1 Bulk Carriers

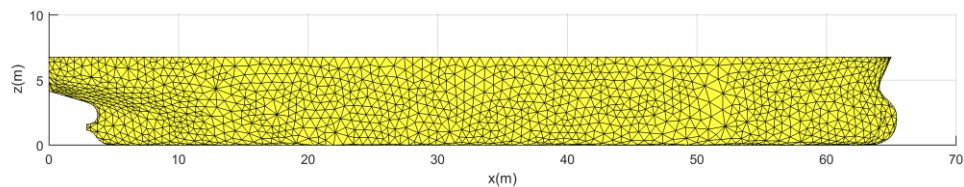
This section of Bulk Carrier represents the vessel characteristics for wave response analyses for 11 bulk carriers. The hulls represent modern ship design.

All bulkers are generated generically. They are adjusted to fit the main dimensions of the individual new buildings. The geometries are not representing a specific actual vessel.

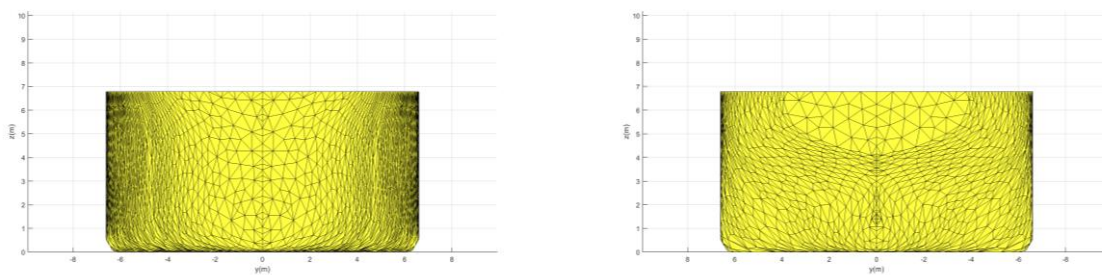
The hydrostatic characteristics such as the longitudinal Center of Buoyancy (LCB) and block coefficients (c_B) have been selected based on /1/ and /2/, respectively.

| Vessel ID | Bul-01b |
|---|--------------------------|
| Hull file name | Bul-01_Bulker_2000t.hull |
| Vessel type | Bulk carrier |
| Length over all (LOA) [m] | 68.8 |
| Length between perpendiculars (LPP) [m] | 63.0 |
| Breadth [m] | 13.2 |
| Design draught [m] | 4.5 |
| Height [m] | 6.0 |
| Capacity (TEU) [-] | 2000 |
| Hydrostatics for design draught | |
| Volume [m ³] | 2975 |
| Longitudinal Center of Buoyancy (LCB) [m] | 33.8 |
| Vertical Center of Buoyancy (VCB) [m] | 2.36 |
| Longitudinal Center of Floatation (LCF) [m] | 31.55 |
| IT | 9502.6 |
| IL | 204697 |
| Block coefficient c_B [-] | 0.79 |

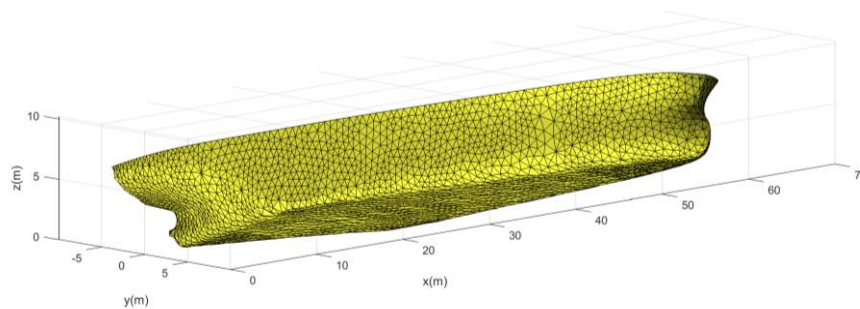
Longitudinal profile



Lateral profile



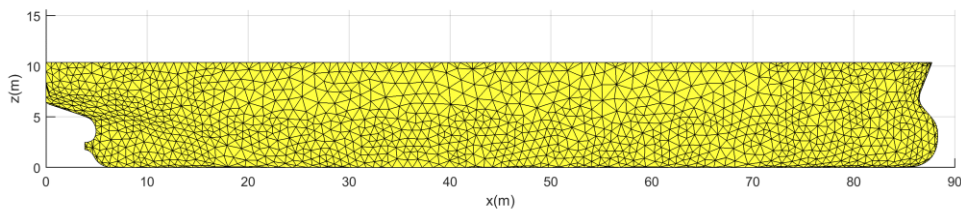
3D view



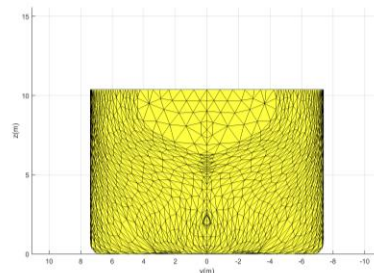
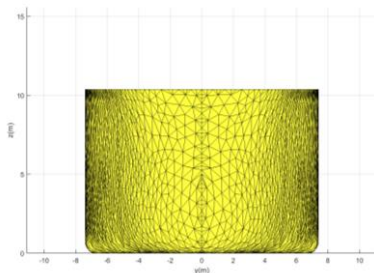
| | |
|------|---------------|
| Date | February 2017 |
|------|---------------|

| Vessel ID | Bul-02 |
|--|--------------------------|
| Hull file name | Bul-02_Bulker_5000t.hull |
| Vessel type | Bulk carrier |
| Length over all (LOA) [m] | 90.0 |
| Length between perpendiculars (LPP) [m] | 85.0 |
| Breadth [m] | 14.8 |
| Design draught [m] | 6.8 |
| Height [m] | 10.4 |
| Capacity (TEU) [-] | 5000 |
| Hydrostatics for design draught | |
| Volume [m ³] | 6452 |
| Longitudinal Center of Buoyancy (LCB) [m] | 43.7 |
| Vertical Center of Buoyancy (VCB) [m] | 3.53 |
| Longitudinal Center of Floatation (LCF) [m] | 40.34 |
| Transversal moment of inertia of waterplane area IT [m ⁴] | 15820.3 |
| Longitudinal moment of inertia of waterplane area IL [m ⁴] | 519502 |
| Block coefficient c_B [-] | 0.76 |

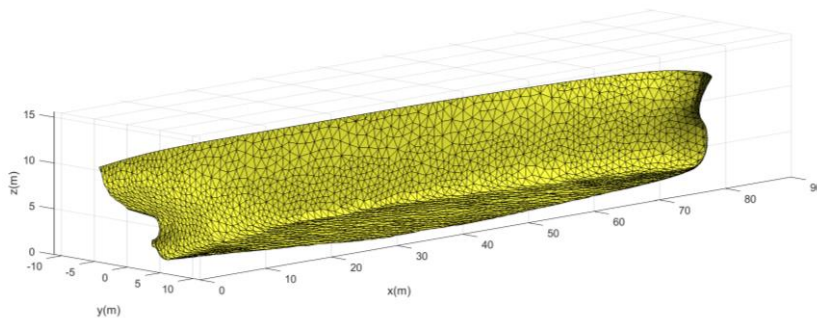
Longitudinal profile



Lateral profile (left: bow, right: aft)



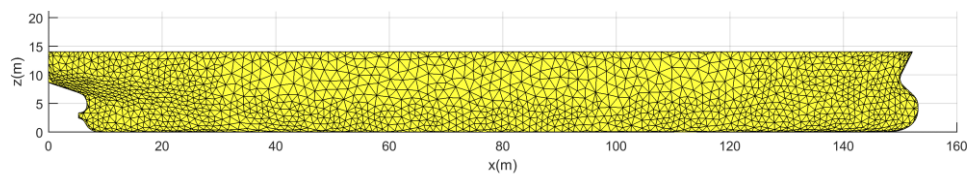
3D view



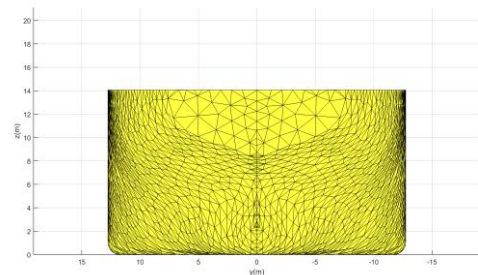
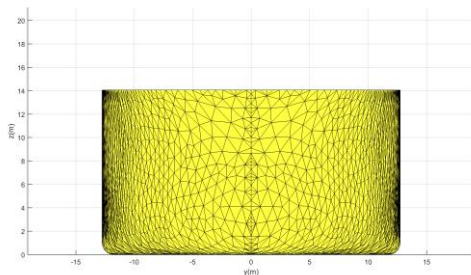
| | |
|------|---------------|
| Date | February 2017 |
|------|---------------|

| Vessel ID | Bul-03 |
|--|---------------------------|
| Hull file name | Bul-03_Bulker_20000t.hull |
| Vessel type | Bulk carrier |
| Length over all (LOA) [m] | 157.0 |
| Length between perpendiculars (LPP) [m] | 147.4 |
| Breadth [m] | 25.5 |
| Design draught [m] | 9.2 |
| Height [m] | 14.0 |
| Capacity (TEU) [-] | 20000 |
| Hydrostatics for Design Draught | |
| Volume [m ³] | 28016 |
| Longitudinal Center of Buoyancy (LCB) [m] | 76.7 |
| Vertical Center of Buoyancy (VCB) [m] | 4.76 |
| Longitudinal Center of Floatation (LCF) [m] | 71.29 |
| Transversal moment of inertia of waterplane area IT [m ⁴] | 158895 |
| Longitudinal moment of inertia of waterplane area IL [m ⁴] | 5147130 |
| Block coefficient c_B [-] | 0.81 |

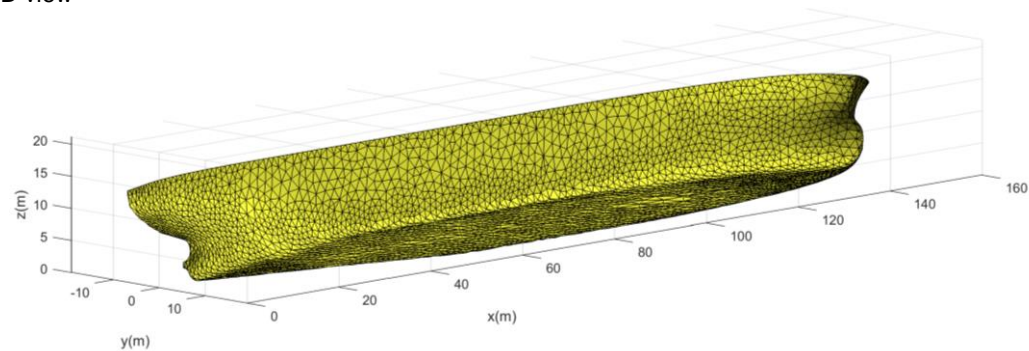
Longitudinal profile



Lateral profile (left: bow, right: aft)



3D view

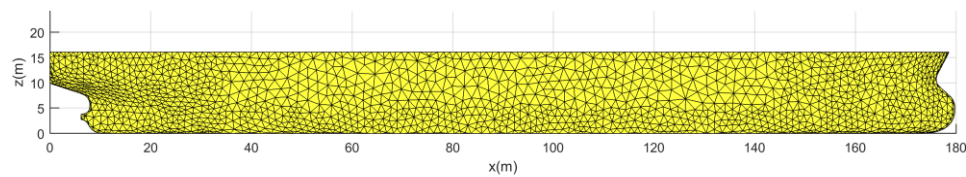


Date

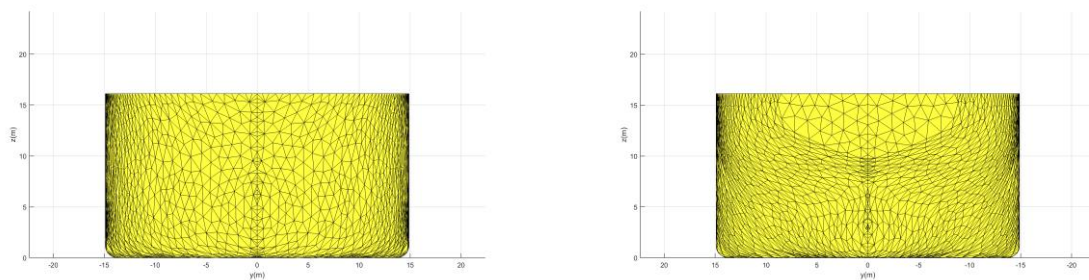
February 2017

| Vessel ID | Bul-04 |
|--|---------------------------|
| Hull file name | Bul-04_Bulker_37300t.hull |
| Vessel type | Bulk carrier, Large Handy |
| Length over all (LOA) [m] | 180.0 |
| Length between perpendiculars (LPP) [m] | 173.0 |
| Breadth [m] | 29.8 |
| Design draught [m] | 10.6 |
| Height [m] | 16.1 |
| Capacity (TEU) [-] | 37300 |
| Hydrostatics for Design Draught | |
| Volume [m ³] | 45146 |
| Longitudinal Center of Buoyancy (LCB) [m] | 90.8 |
| Vertical Center of Buoyancy (VCB) [m] | 5.44 |
| Longitudinal Center of Floatation (LCF) [m] | 84.65 |
| Transversal moment of inertia of waterplane area IT [m ⁴] | 310244 |
| Longitudinal moment of inertia of waterplane area IL [m ⁴] | 10048600 |
| Block coefficient c_B [-] | 0.83 |

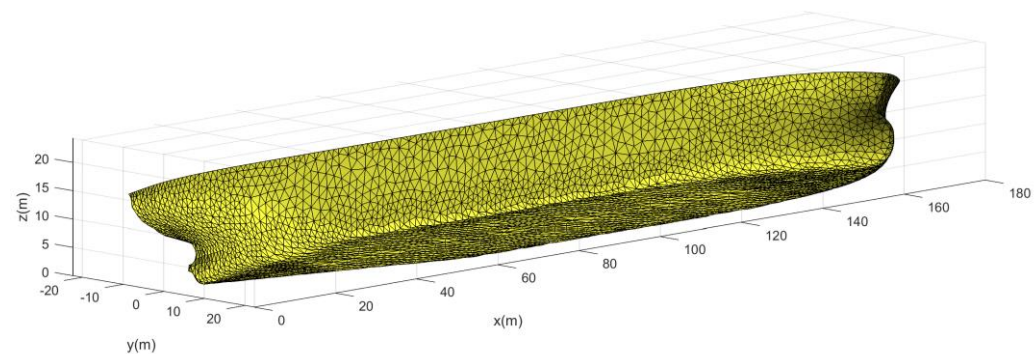
Longitudinal profile



Lateral profile (left: bow, right: aft)



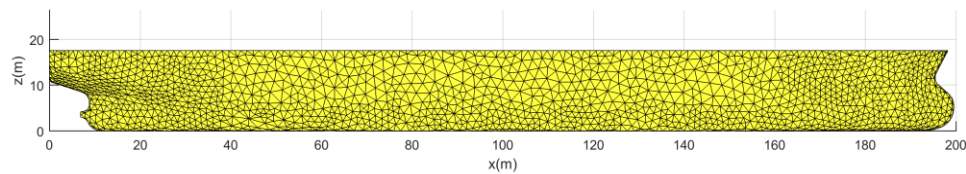
3D view



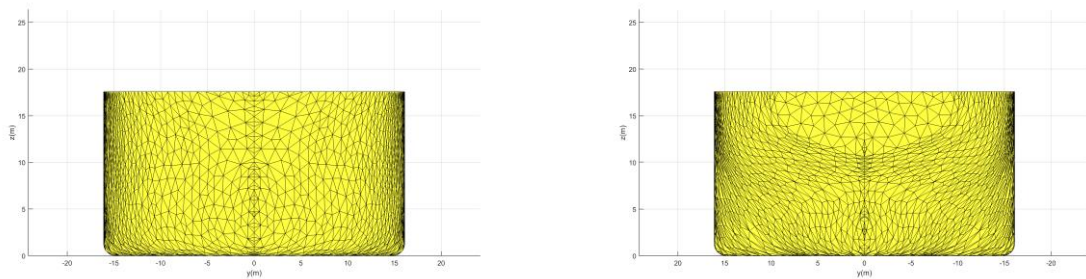
| | |
|------|---------------|
| Date | February 2017 |
|------|---------------|

| Vessel ID | Bul-05 |
|---|---------------------------|
| Hull file name | Bul-05_Bulker_49300t.hull |
| Vessel type | Bulk carrier |
| Length over all (LOA) [m] | 199.9 |
| Length between perpendiculars (LPP) [m] | 192.0 |
| Breadth [m] | 32.2 |
| Design draught [m] | 11.5 |
| Height [m] | 17.6 |
| Capacity (TEU) [-] | 49350 |
| Hydrostatics for Design Draught | |
| Volume [m ³] | 59015 |
| Longitudinal Center of Buoyancy (LCB) [m] | 101.3 |
| Vertical Center of Buoyancy (VCB) [m] | 5.93 |
| Longitudinal Center of Floatation (LCF) [m] | 94.22 |
| Transversal moment of inertia of waterplane area I_T [m ⁴] | 436330 |
| Longitudinal moment of inertia of waterplane area I_L [m ⁴] | 14910000 |
| Block coefficient c_B [-] | 0.83 |

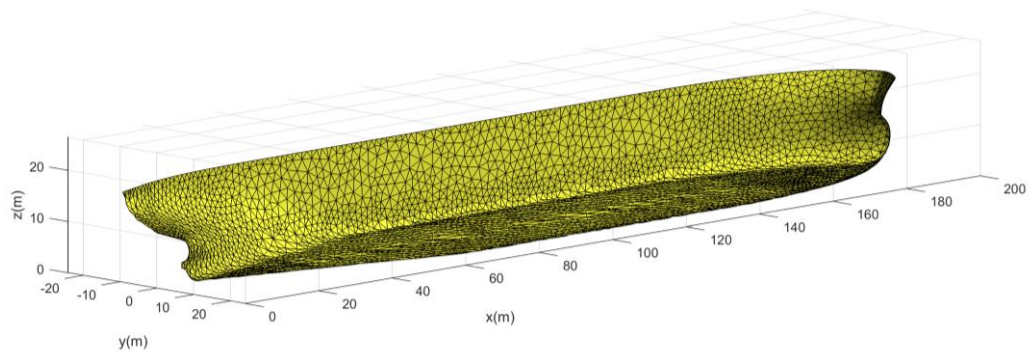
Longitudinal profile



Lateral profile (left: bow, right: aft)



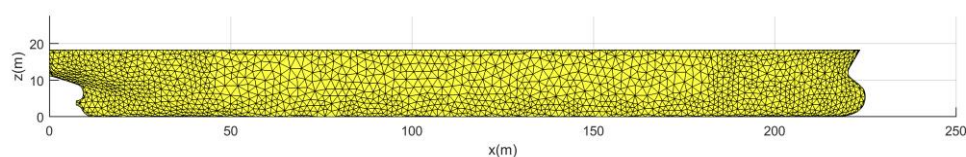
3D view



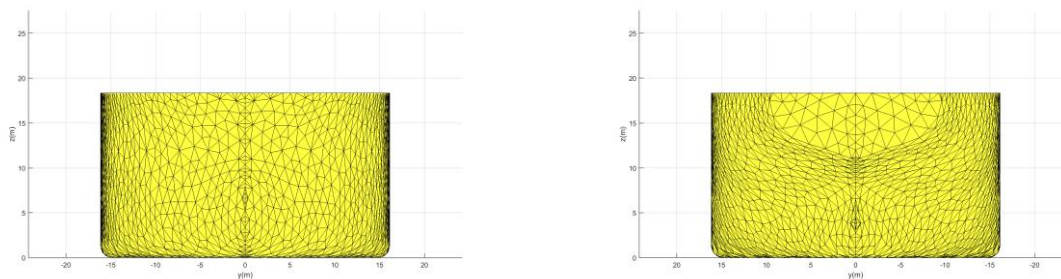
| | |
|------|---------------|
| Date | February 2017 |
|------|---------------|

| Vessel ID | Bul-06 |
|--|---------------------------|
| Hull file name | Bul-06_Bulker_74000t.hull |
| Vessel type | Bulk carrier, PanaMax |
| Length over all (LOA) [m] | 225.0 |
| Length between perpendiculars (LPP) [m] | 216.0 |
| Breadth [m] | 32.3 |
| Design draught [m] | 13.9 |
| Height [m] | 18.3 |
| Capacity (TEU) [-] | 74382 |
| Hydrostatics for Design Draught | |
| Volume [m ³] | 84960 |
| Longitudinal Center of Buoyancy (LCB) [m] | 111.1 |
| Vertical Center of Buoyancy (VCB) [m] | 7.13 |
| Longitudinal Center of Floatation (LCF) [m] | 104.71 |
| Transversal moment of inertia of waterplane area IT [m ⁴] | 526820 |
| Longitudinal moment of inertia of waterplane area IL [m ⁴] | 23325500 |
| Block coefficient c_B [-] | 0.88 |

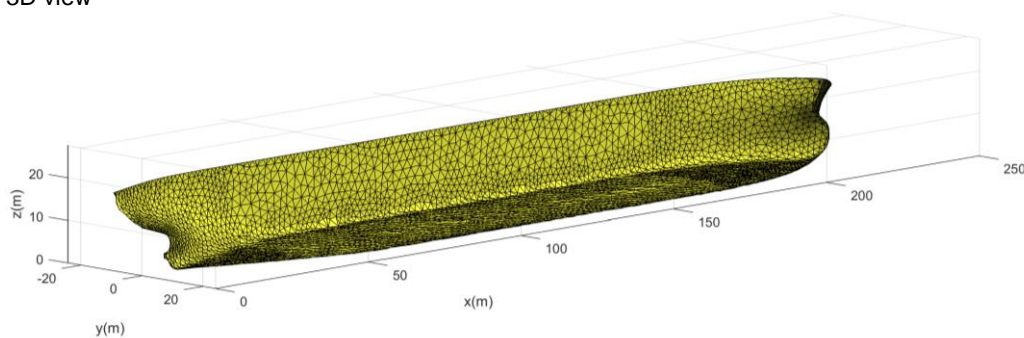
Longitudinal profile



Lateral profile (left: bow, right: aft)



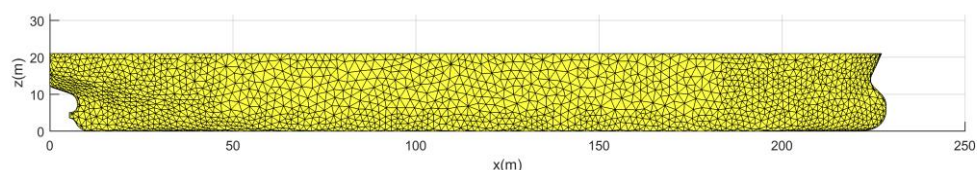
3D view



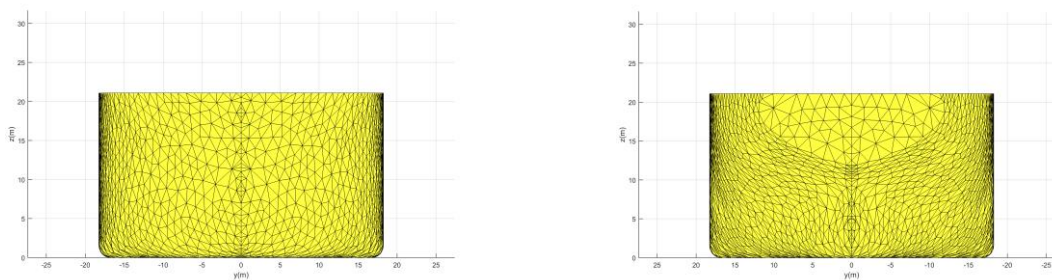
| | |
|------|---------------|
| Date | February 2017 |
|------|---------------|

| Vessel ID | Bul-07 |
|--|---------------------------|
| Hull file name | Bul-07_Bulker_84000t.hull |
| Vessel type | Bulk carrier, Kamsarmax |
| Length over all (LOA) [m] | 228.5 |
| Length between perpendiculars (LPP) [m] | 223.0 |
| Breadth [m] | 36.5 |
| Design draught [m] | 13.8 |
| Height [m] | 21.0 |
| Capacity (TEU) [-] | 84000 |
| Hydrostatics for Design Draught | |
| Volume [m ³] | 95479 |
| Longitudinal Center of Buoyancy (LCB) [m] | 117.6 |
| Vertical Center of Buoyancy (VCB) [m] | 7.08 |
| Longitudinal Center of Floatation (LCF) [m] | 110.42 |
| Transversal moment of inertia of waterplane area IT [m ⁴] | 761024 |
| Longitudinal moment of inertia of waterplane area IL [m ⁴] | 26920900 |
| Block coefficient c_B [-] | 0.85 |

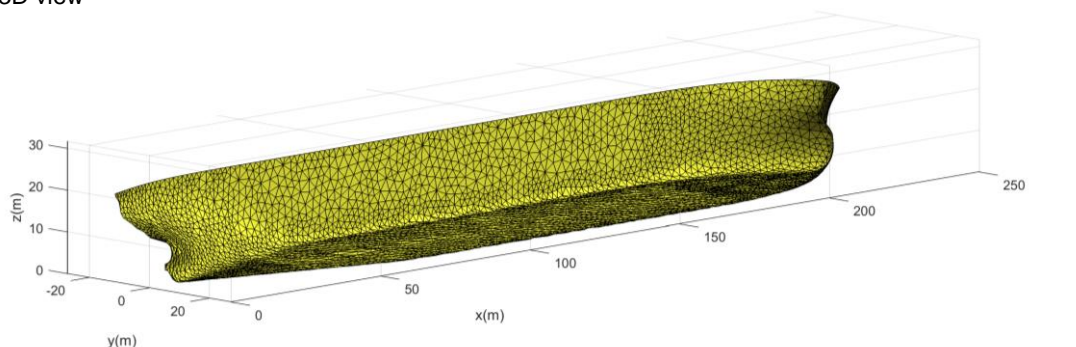
Longitudinal profile



Lateral profile (left: bow, right: aft)



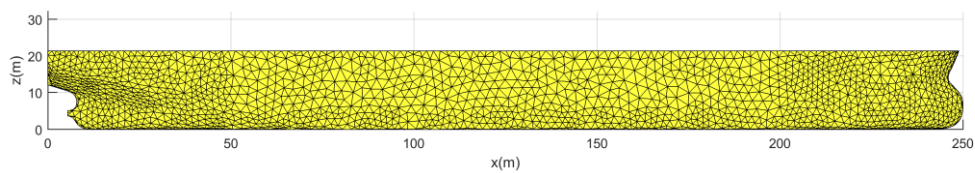
3D view



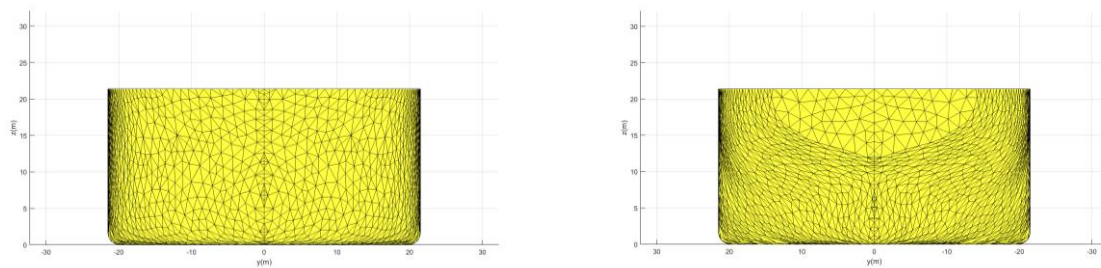
| | |
|------|---------------|
| Date | February 2017 |
|------|---------------|

| Vessel ID | Bul-08 |
|--|-----------------------------|
| Hull file name | Bul-08_Bulker_105000t.hull |
| Vessel type | Bulk carrier, Mini Capesize |
| Length over all (LOA) [m] | 250.0 |
| Length between perpendiculars (LPP) [m] | 245.0 |
| Breadth [m] | 43.0 |
| Design draught [m] | 14.0 |
| Height [m] | 21.4 |
| Capacity (TEU) [-] | 105000 |
| Hydrostatics for Design Draught | |
| Volume [m ³] | 124632 |
| Longitudinal Center of Buoyancy (LCB) [m] | 129.2 |
| Vertical Center of Buoyancy (VCB) [m] | 7.19 |
| Longitudinal Center of Floatation (LCF) [m] | 121.32 |
| Transversal moment of inertia of waterplane area IT [m ⁴] | 1356300 |
| Longitudinal moment of inertia of waterplane area IL [m ⁴] | 41519400 |
| Block coefficient c_B [-] | 0.85 |

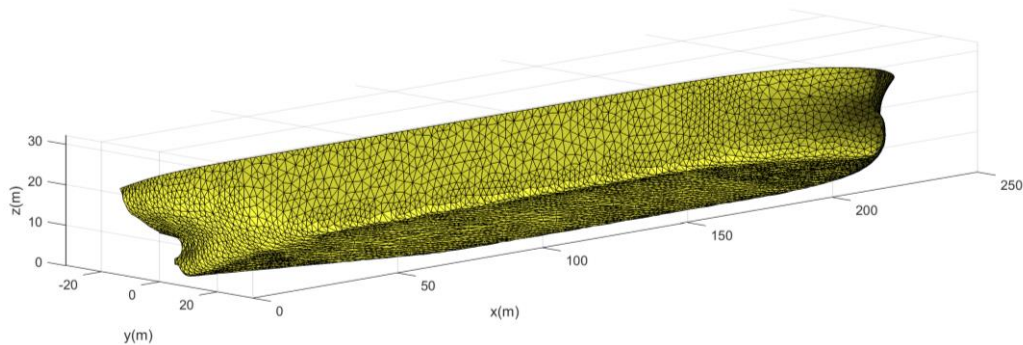
Longitudinal profile



Lateral profile (left: bow, right: aft)



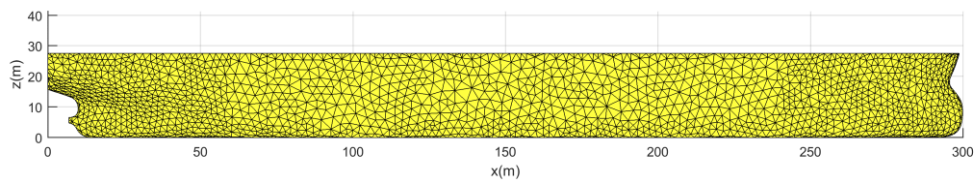
3D view



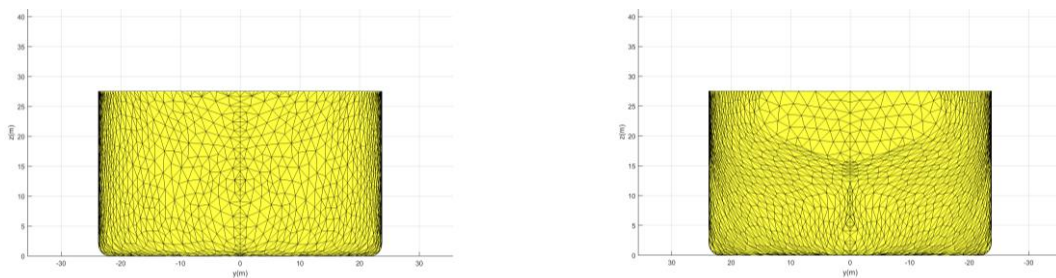
| | |
|------|---------------|
| Date | February 2017 |
|------|---------------|

| Vessel ID | Bul-09 |
|--|----------------------------|
| Hull file name | Bul-09_Bulker_187000t.hull |
| Vessel type | Bulk carrier, Capesize |
| Length over all (LOA) [m] | 299.9 |
| Length between perpendiculars (LPP) [m] | 294.0 |
| Breadth [m] | 47.5 |
| Design draught [m] | 18.0 |
| Height [m] | 27.5 |
| Capacity (TEU) [-] | 187882 |
| Hydrostatics for Design Draught | |
| Volume [m ³] | 213904 |
| Longitudinal Center of Buoyancy (LCB) [m] | 155.1 |
| Vertical Center of Buoyancy (VCB) [m] | 9.25 |
| Longitudinal Center of Floatation (LCF) [m] | 145.74 |
| Transversal moment of inertia of waterplane area IT [m ⁴] | 2211730 |
| Longitudinal moment of inertia of waterplane area IL [m ⁴] | 80084700 |
| Block coefficient c_B [-] | 0.85 |

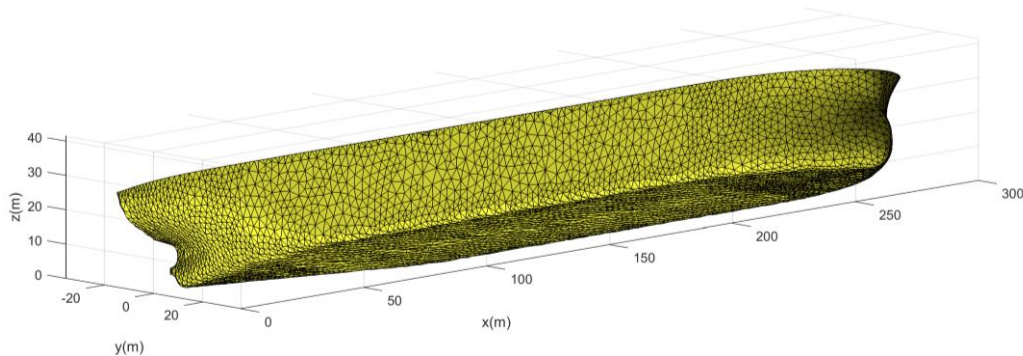
Longitudinal profile



Lateral profile (left: bow, right: aft)



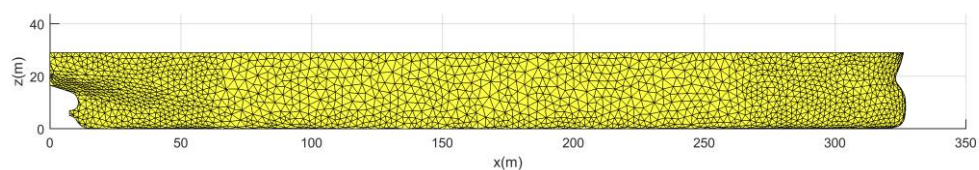
3D view



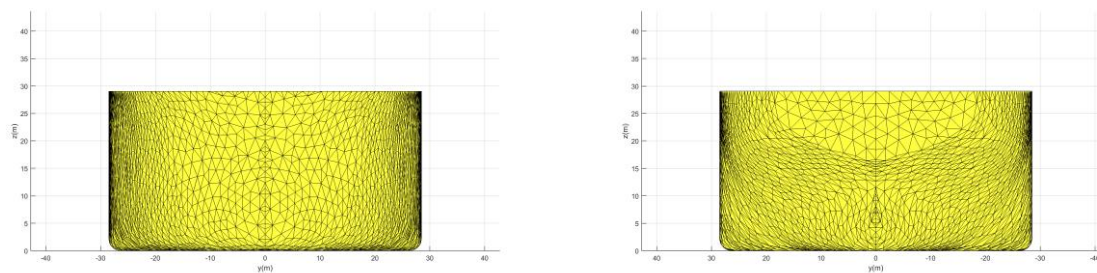
| | |
|------|---------------|
| Date | February 2017 |
|------|---------------|

| Vessel ID | Bul-10 |
|--|----------------------------|
| Hull file name | Bul-10_Bulker_250000t.hull |
| Vessel type | Bulk carrier, Capesize |
| Length over all (LOA) [m] | 327.0 |
| Length between perpendiculars (LPP) [m] | 321.5 |
| Breadth [m] | 57.0 |
| Design draught [m] | 19.0 |
| Height [m] | 29.0 |
| Capacity (TEU) [-] | 250000 |
| Hydrostatics for Design Draught | |
| Volume [m ³] | 282080 |
| Longitudinal Center of Buoyancy (LCB) [m] | 167.1 |
| Vertical Center of Buoyancy (VCB) [m] | 9.81 |
| Longitudinal Center of Floatation (LCF) [m] | 156.05 |
| Transversal moment of inertia of waterplane area IT [m ⁴] | 3862650 |
| Longitudinal moment of inertia of waterplane area IL [m ⁴] | 117593000 |
| Block coefficient c_B [-] | 0.81 |

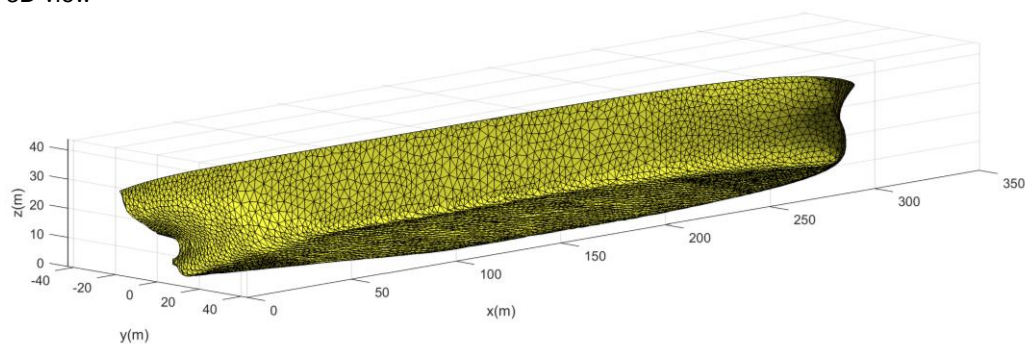
Longitudinal profile



Lateral profile (left: bow, right: aft)



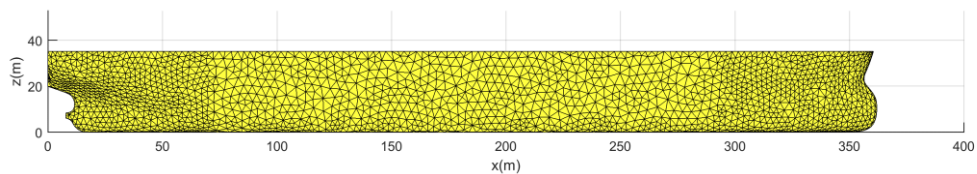
3D view



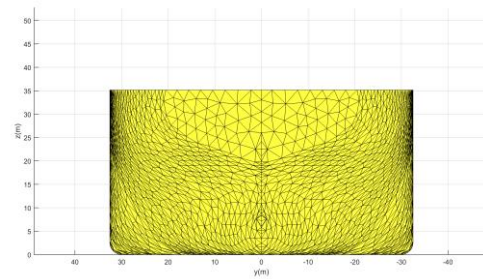
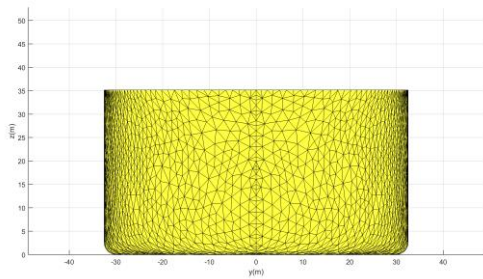
| | |
|------|---------------|
| Date | February 2017 |
|------|---------------|

| Vessel ID | Bul-11 |
|--|----------------------------|
| Hull file name | Bul-11_Bulker_400000t.hull |
| Vessel type | Bulk carrier, Capesize |
| Length over all (LOA) [m] | 362.0 |
| Length between perpendiculars (LPP) [m] | 355.0 |
| Breadth [m] | 65.0 |
| Design draught [m] | 23.0 |
| Height [m] | 35.0 |
| Capacity (TEU) [-] | 400000 |
| Hydrostatics for Design Draught | |
| Volume [m ³] | 440522 |
| Longitudinal Center of Buoyancy (LCB) [m] | 187.2 |
| Vertical Center of Buoyancy (VCB) [m] | 11.85 |
| Longitudinal Center of Floatation (LCF) [m] | 174.98 |
| Transversal moment of inertia of waterplane area IT [m ⁴] | 6631150 |
| Longitudinal moment of inertia of waterplane area IL [m ⁴] | 187351000 |
| Block coefficient c_B [-] | 0.83 |

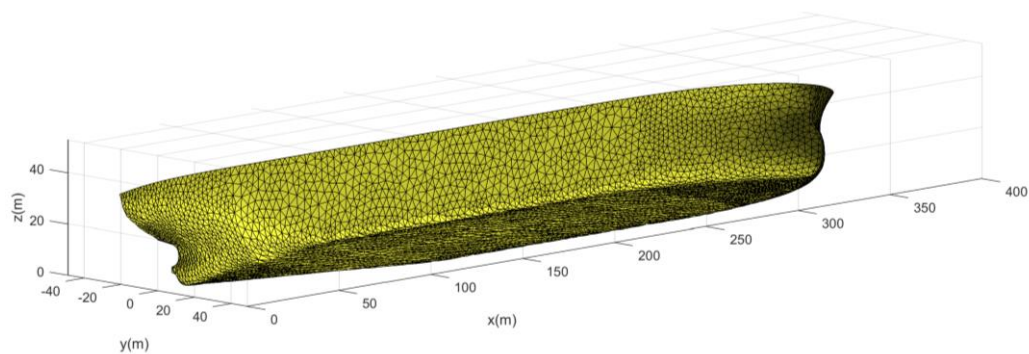
Longitudinal profile



Lateral profile (left: bow, right: aft)



3D view



Date

February 2017

3.2 Container Carriers

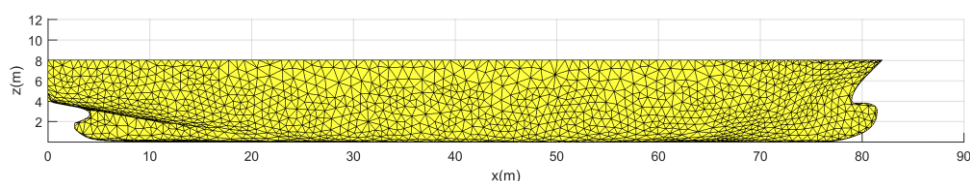
This section represents the vessel characteristics for wave response analyses for 13 single screw container carriers of different size. They are clustered based on global scheduled container vessel new building projects within the next years and represent a variety of many container carrier ship types.

All container vessel geometries are generated generically based on the main dimensions chosen.

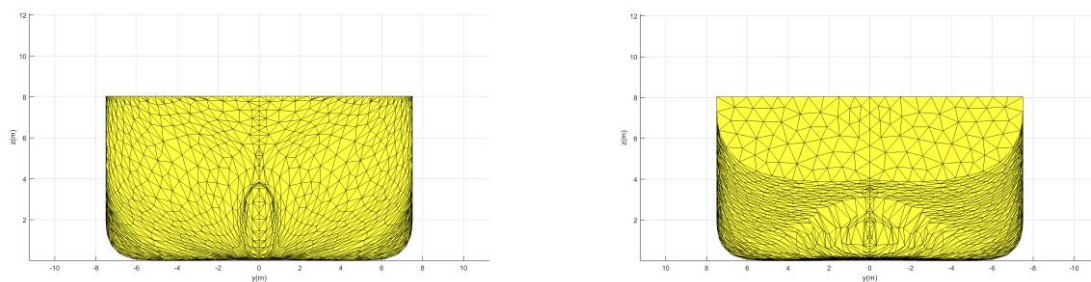
The hydrostatic characteristics such as the longitudinal Center of Buoyancy (LCB) and block coefficients (C_B) have been selected based on $1/1$ and $1/3$, respectively.

| Vessel ID | Con-01 |
|--|---------------------------------|
| Hull file name | Con-01_Panelfile_160TEU.hull |
| Vessel type | Container carrier, Small Feeder |
| Length over all (LOA) [m] | 82.0 |
| Length between perpendiculars (LPP) [m] | 78.9 |
| Breadth [m] | 15.0 |
| Design draught [m] | 4.0 |
| Height [m] | 8.0 |
| Capacity (TEU) [-] | 160 |
| Hydrostatics for Design Draught | |
| Volume [m ³] | 3454 |
| Longitudinal Center of Buoyancy (LCB) [m] | 40.2 |
| Vertical Center of Buoyancy (VCB) [m] | 2.19 |
| Longitudinal Center of Floatation (LCF) [m] | 37.56 |
| Transversal moment of inertia of waterplane area IT [m ⁴] | 18445 |
| Longitudinal moment of inertia of waterplane area IL [m ⁴] | 463373 |
| Block coefficient c_B [-] | 0.73 |

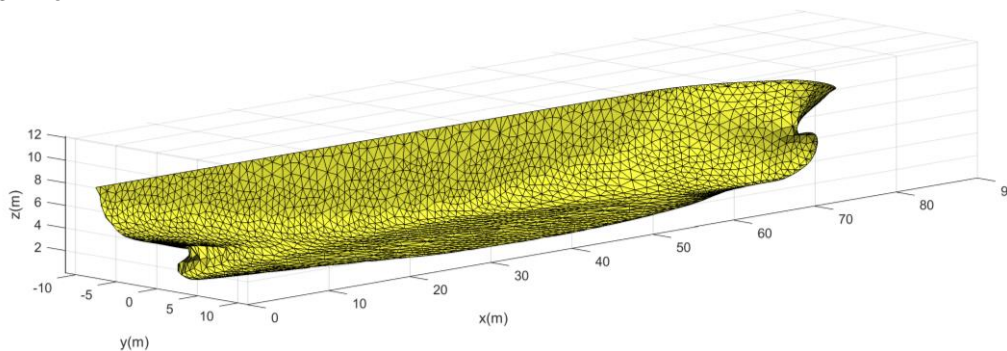
Longitudinal profile



Lateral profile (left: bow, right: aft)



3D view

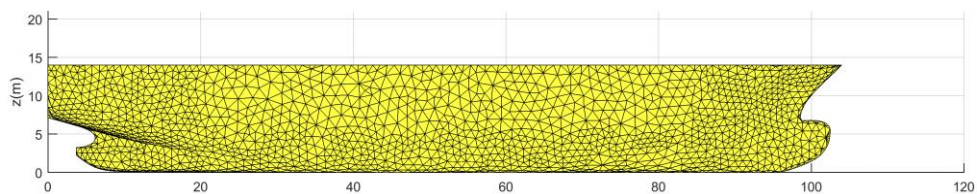


Date

February 2017

| Vessel ID | Con-02 |
|--|---------------------------------|
| Hull file name | Con-02_Panelfile_250TEU.hull |
| Vessel type | Container carrier, Small Feeder |
| Length over all (LOA) [m] | 104.0 |
| Length between perpendiculars (LPP) [m] | 98.0 |
| Breadth [m] | 17.5 |
| Design draught [m] | 7.2 |
| Height [m] | 14.0 |
| Capacity (TEU) [-] | 278 |
| Hydrostatics for Design Draught | |
| Volume [m ³] | 8822 |
| Longitudinal Center of Buoyancy (LCB) [m] | 49.5 |
| Vertical Center of Buoyancy (VCB) [m] | 3.92 |
| Longitudinal Center of Floatation (LCF) [m] | 46.50 |
| Transversal moment of inertia of waterplane area IT [m ⁴] | 35985 |
| Longitudinal moment of inertia of waterplane area IL [m ⁴] | 1020000 |
| Block coefficient c_B [-] | 0.72 |

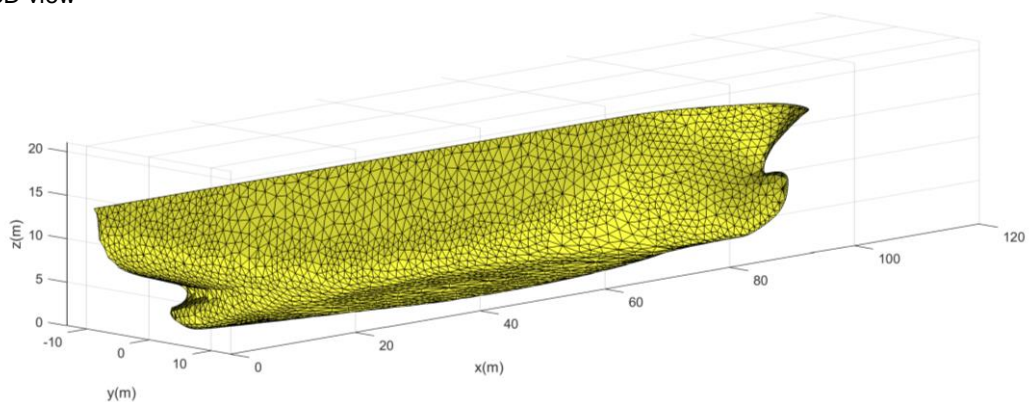
Longitudinal profile



Lateral profile (left: bow, right: aft)



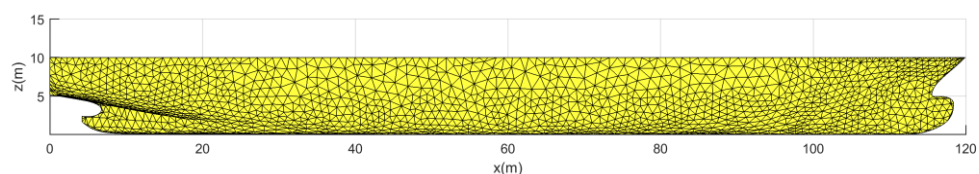
3D view



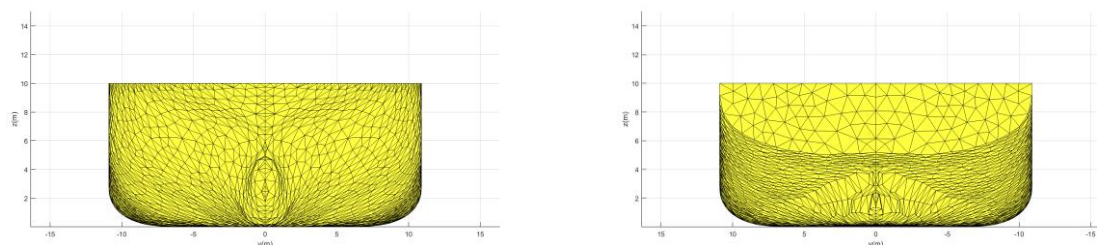
| | |
|------|---------------|
| Date | February 2017 |
|------|---------------|

| Vessel ID | Con-03 |
|--|---------------------------------|
| Hull file name | Con-03_Panelfile_500TEU.hull |
| Vessel type | Container carrier, Small Feeder |
| Length over all (LOA) [m] | 119.9 |
| Length between perpendiculars (LPP) [m] | 115.0 |
| Breadth [m] | 21.8 |
| Design draught [m] | 5.2 |
| Height [m] | 10.0 |
| Capacity (TEU) [-] | 558 |
| Hydrostatics for Design Draught | |
| Volume [m ³] | 9259 |
| Longitudinal Center of Buoyancy (LCB) [m] | 57.5 |
| Vertical Center of Buoyancy (VCB) [m] | 2.87 |
| Longitudinal Center of Floatation (LCF) [m] | 54.33 |
| Transversal moment of inertia of waterplane area IT [m ⁴] | 81157.1 |
| Longitudinal moment of inertia of waterplane area IL [m ⁴] | 2020000 |
| Block coefficient c_B [-] | 0.71 |

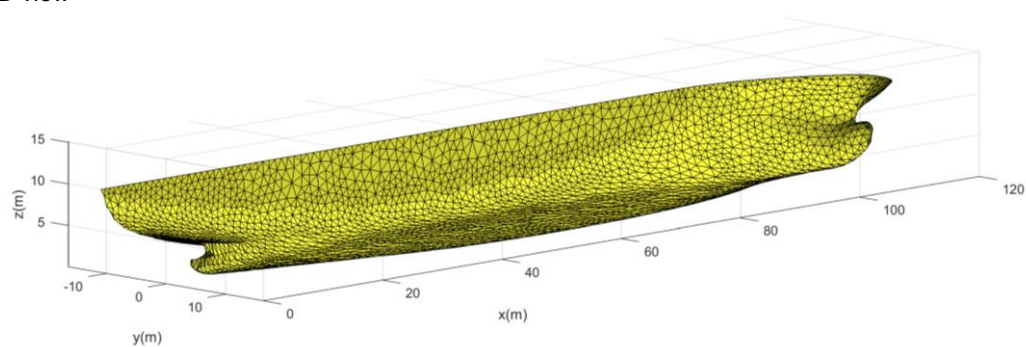
Longitudinal profile



Lateral profile (left: bow, right: aft)



3D view

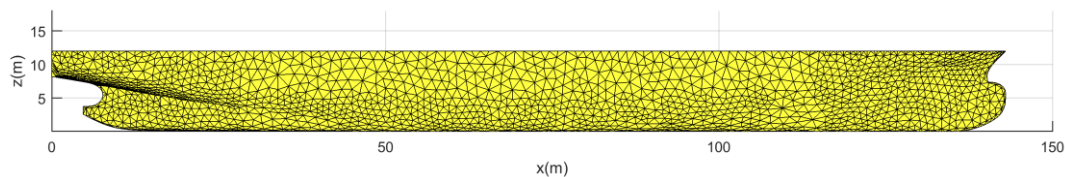


Date

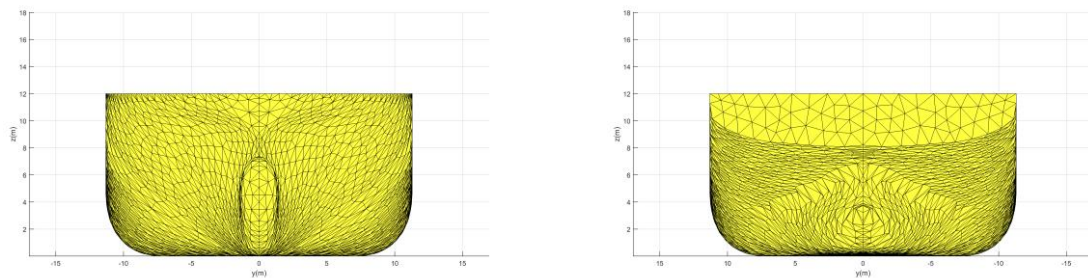
February 2017

| Vessel ID | Con-04 |
|--|------------------------------------|
| Hull file name | Con-04_Panelfile_1000TEU.hull |
| Vessel type | Container carrier, Regional Feeder |
| Length over all (LOA) [m] | 143.0 |
| Length between perpendiculars (LPP) [m] | 140.0 |
| Breadth [m] | 22.6 |
| Design draught [m] | 8.2 |
| Height [m] | 12.0 |
| Capacity (TEU) [-] | 1020 |
| Hydrostatics for Design Draught | |
| Volume [m ³] | 17503 |
| Longitudinal Center of Buoyancy (LCB) [m] | 69.4 |
| Vertical Center of Buoyancy (VCB) [m] | 4.57 |
| Longitudinal Center of Floatation (LCF) [m] | 65.19 |
| Transversal moment of inertia of waterplane area IT [m ⁴] | 109447 |
| Longitudinal moment of inertia of waterplane area IL [m ⁴] | 3680000 |
| Block coefficient c_B [-] | 0.67 |

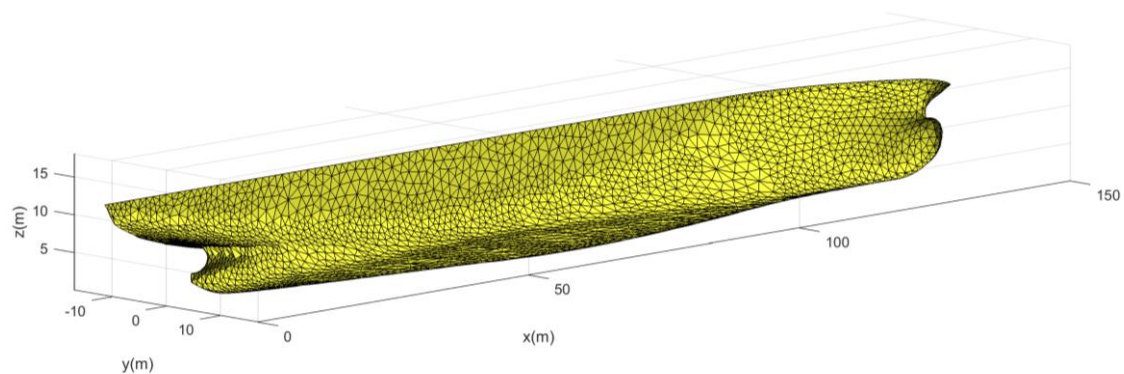
Longitudinal profile



Lateral profile (left: bow, right: aft)



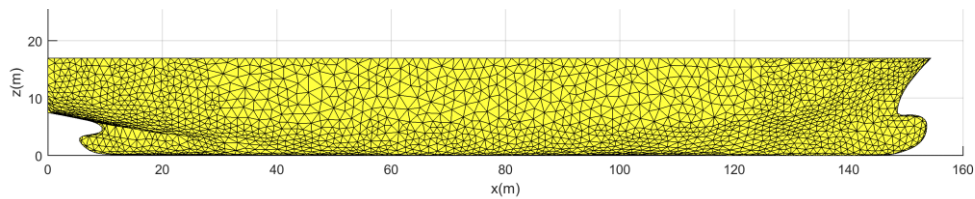
3D view



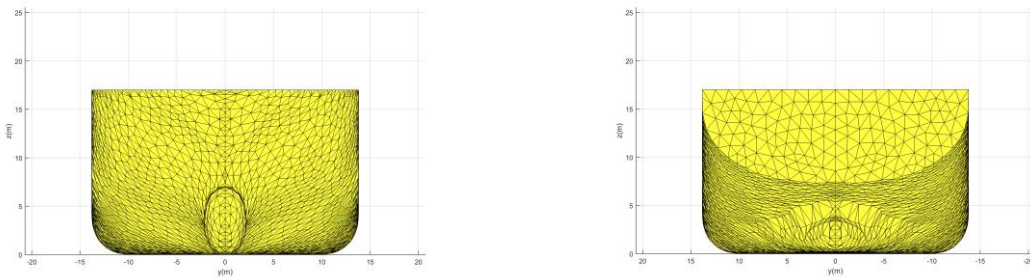
| | |
|------|---------------|
| Date | February 2017 |
|------|---------------|

| Vessel ID | Con-05 |
|--|------------------------------------|
| Hull file name | Con-05_Panelfile_1400TEU.hull |
| Vessel type | Container carrier, Regional Feeder |
| Length over all (LOA) [m] | 153.7 |
| Length between perpendiculars (LPP) [m] | 148.0 |
| Breadth [m] | 27.6 |
| Design draught [m] | 7.4 |
| Height [m] | 17.0 |
| Capacity (TEU) [-] | 1400 |
| Hydrostatics for Design Draught | |
| Volume [m ³] | 20208 |
| Longitudinal Center of Buoyancy (LCB) [m] | 73.3 |
| Vertical Center of Buoyancy (VCB) [m] | 4.11 |
| Longitudinal Center of Floatation (LCF) [m] | 70.75 |
| Transversal moment of inertia of waterplane area IT [m ⁴] | 198747 |
| Longitudinal moment of inertia of waterplane area IL [m ⁴] | 4980000 |
| Block coefficient c_B [-] | 0.67 |

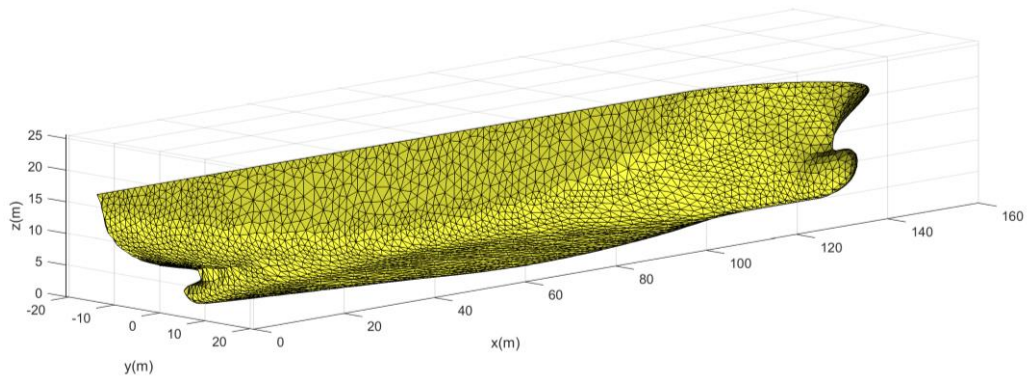
Longitudinal profile



Lateral profile (left: bow, right: aft)



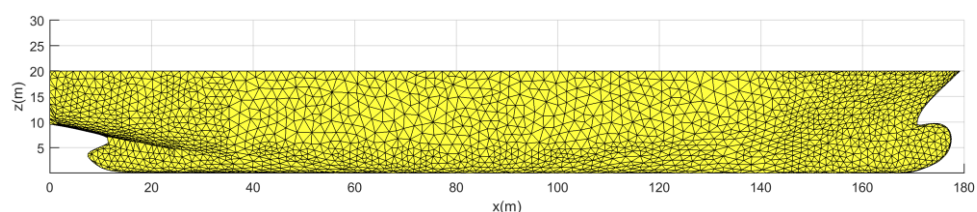
3D view



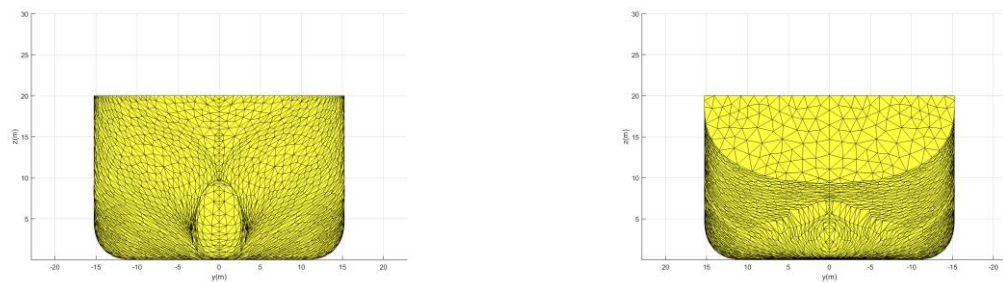
| | |
|------|---------------|
| Date | February 2017 |
|------|---------------|

| Vessel ID | Con-06 |
|--|-------------------------------|
| Hull file name | Con-06_Panelfile_1900TEU.hull |
| Vessel type | Container carrier |
| Length over all (LOA) [m] | 177.5 |
| Length between perpendiculars (LPP) [m] | 169.0 |
| Breadth [m] | 30.5 |
| Design draught [m] | 9.5 |
| Height [m] | 20.0 |
| Capacity (TEU) [-] | 1924 |
| Hydrostatics for Design Draught | |
| Volume [m ³] | 31836 |
| Longitudinal Center of Buoyancy (LCB) [m] | 82.2 |
| Vertical Center of Buoyancy (VCB) [m] | 5.35 |
| Longitudinal Center of Floatation (LCF) [m] | 78.98 |
| Transversal moment of inertia of waterplane area IT [m ⁴] | 305336 |
| Longitudinal moment of inertia of waterplane area IL [m ⁴] | 8130000 |
| Block coefficient c_B [-] | 0.65 |

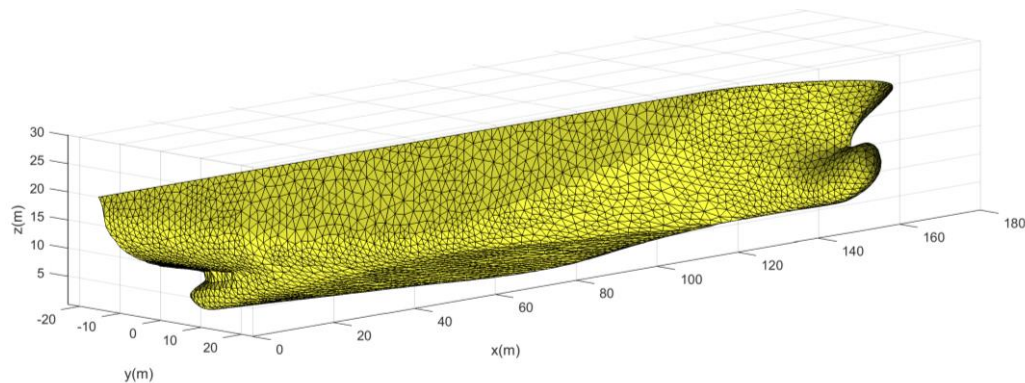
Longitudinal profile



Lateral profile (left: bow, right: aft)



3D view

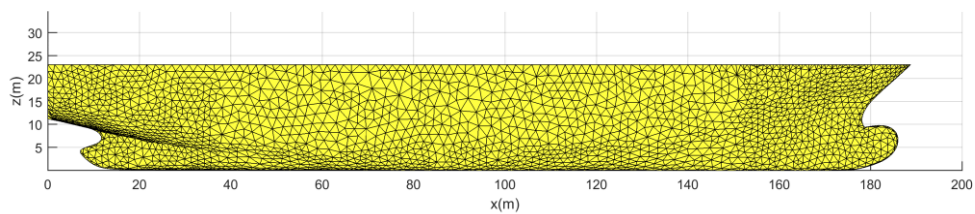


Date

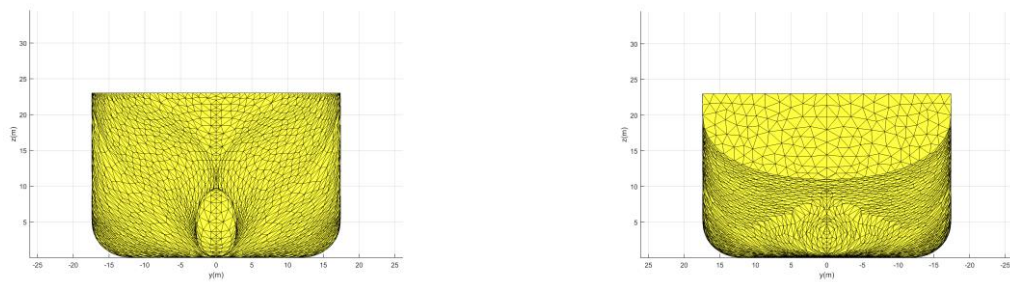
February 2017

| Vessel ID | Con-07 |
|--|-------------------------------|
| Hull file name | Con-07_Panelfile_2700TEU.hull |
| Vessel type | Container carrier, Feedermax |
| Length over all (LOA) [m] | 186.0 |
| Length between perpendiculars (LPP) [m] | 177.0 |
| Breadth [m] | 34.8 |
| Design draught [m] | 11.0 |
| Height [m] | 23.0 |
| Capacity (TEU) [-] | 2708 |
| Hydrostatics for Design Draught | |
| Volume [m ³] | 43513 |
| Longitudinal Center of Buoyancy (LCB) [m] | 86.4 |
| Vertical Center of Buoyancy (VCB) [m] | 6.16 |
| Longitudinal Center of Floatation (LCF) [m] | 82.12 |
| Transversal moment of inertia of waterplane area IT [m ⁴] | 460418 |
| Longitudinal moment of inertia of waterplane area IL [m ⁴] | 10000000 |
| Block coefficient C _B [-] | 0.64 |

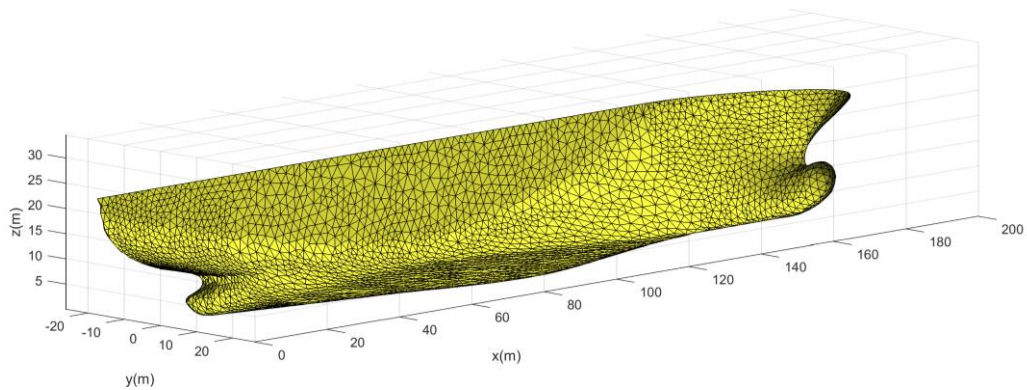
Longitudinal profile



Lateral profile (left: bow, right: aft)



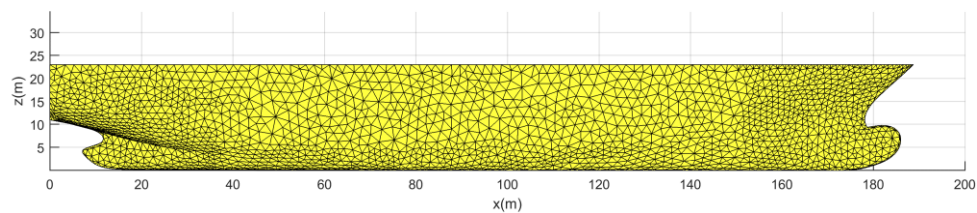
3D view



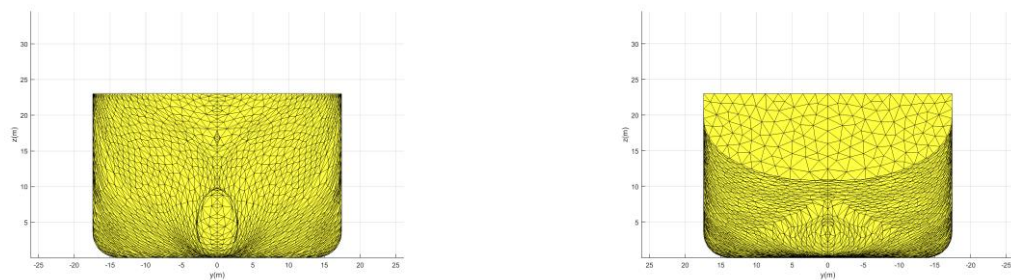
| | |
|------|---------------|
| Date | February 2017 |
|------|---------------|

| Vessel ID | Con-07b |
|--|----------------------------------|
| Hull file name | Con-07b_Panelfile_2700TEU_b.hull |
| Vessel type | Container carrier, Feedermax |
| Length over all (LOA) [m] | 186.0 |
| Length between perpendiculars (LPP) [m] | 177.0 |
| Breadth [m] | 34.8 |
| Design draught [m] | 11.0 |
| Height [m] | 23.0 |
| Capacity (TEU) [-] | 2708 |
| Hydrostatics for Design Draught | |
| Volume [m ³] | 45945 |
| Longitudinal Center of Buoyancy (LCB) [m] | 87.5 |
| Vertical Center of Buoyancy (VCB) [m] | 6.09 |
| Longitudinal Center of Floatation (LCF) [m] | 82.79 |
| Transversal moment of inertia of waterplane area IT [m ⁴] | 476543 |
| Longitudinal moment of inertia of waterplane area IL [m ⁴] | 10700000 |
| Block coefficient c_B [-] | 0.68 |

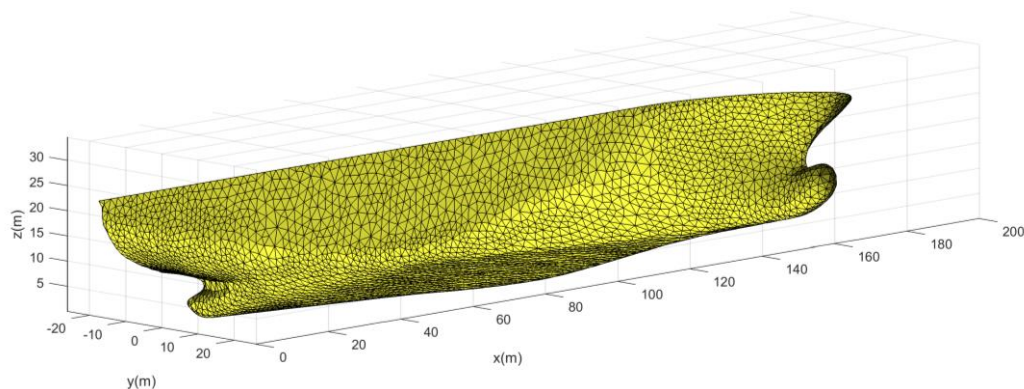
Longitudinal profile



Lateral profile (left: bow, right: aft)



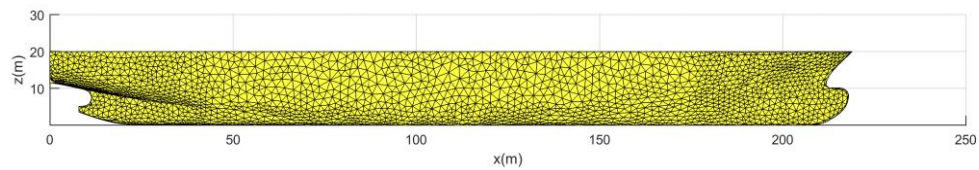
3D view



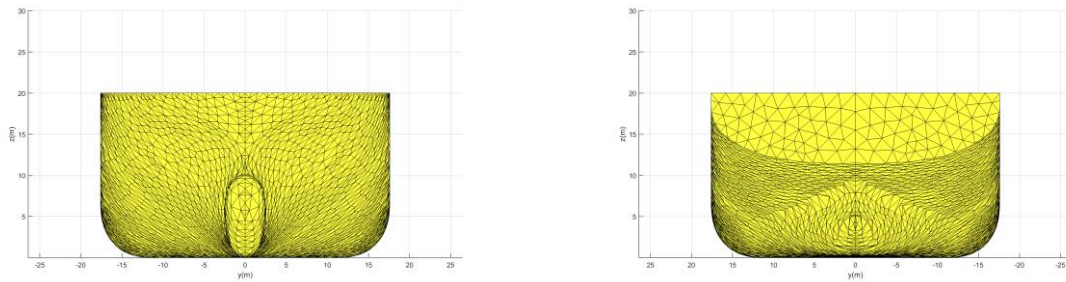
| | |
|------|---------------|
| Date | December 2017 |
|------|---------------|

| Vessel ID | Con-08 |
|--|--------------------------------------|
| Hull file name | Con-08_panelfile_3300TEU.hull |
| Vessel type | Container carrier, Baby Post-Panamax |
| Length over all (LOA) [m] | 219.0 |
| Length between perpendiculars (LPP) [m] | 210.0 |
| Breadth [m] | 35.2 |
| Design draught [m] | 11.0 |
| Height [m] | 20.0 |
| Capacity (TEU) [-] | 3300 |
| Hydrostatics for Design Draught | |
| Volume [m ³] | 53297 |
| Longitudinal Center of Buoyancy (LCB) [m] | 102.9 |
| Vertical Center of Buoyancy (VCB) [m] | 6.17 |
| Longitudinal Center of Floatation (LCF) [m] | 99.05 |
| Transversal moment of inertia of waterplane area IT [m ⁴] | 594374 |
| Longitudinal moment of inertia of waterplane area IL [m ⁴] | 18100000 |
| Block coefficient c_B [-] | 0.66 |

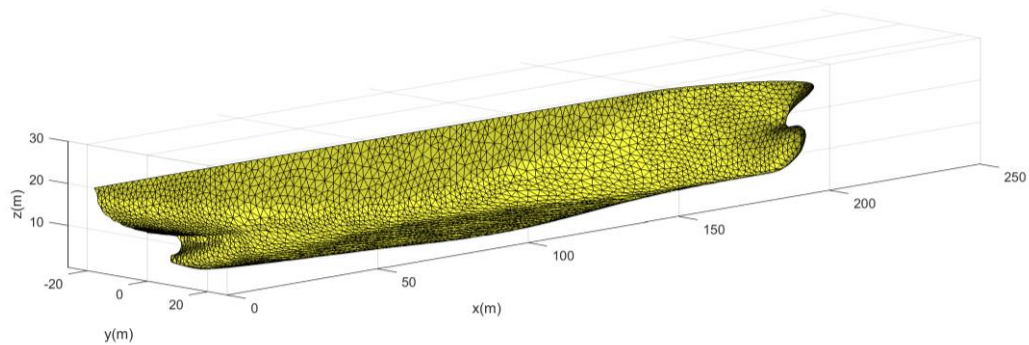
Longitudinal profile



Lateral profile (left: bow, right: aft)



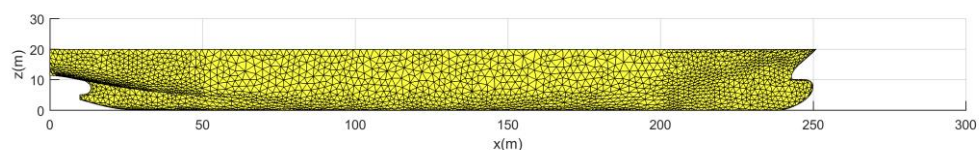
3D view



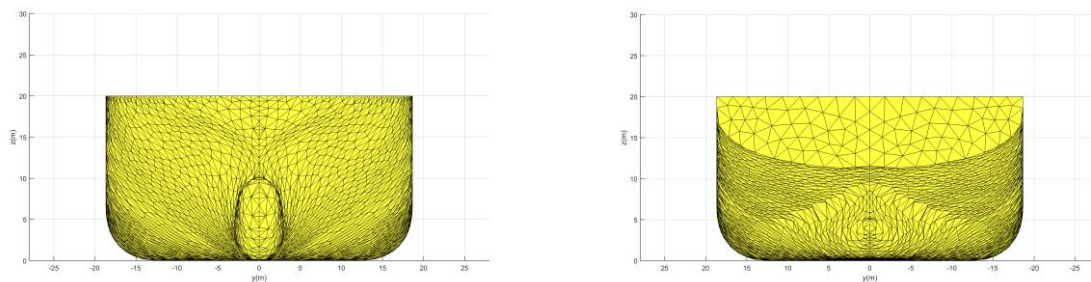
| | |
|------|---------------|
| Date | February 2017 |
|------|---------------|

| Vessel ID | Con-09 |
|--|--------------------------------------|
| Hull file name | Con-09_Panelfile_4700TEU.hull |
| Vessel type | Container carrier, Baby Post-Panamax |
| Length over all (LOA) [m] | 251.0 |
| Length between perpendiculars (LPP) [m] | 240.0 |
| Breadth [m] | 37.3 |
| Design draught [m] | 11.0 |
| Height [m] | 20.0 |
| Capacity (TEU) [-] | 4700 |
| Hydrostatics for Design Draught | |
| Volume [m ³] | 65968 |
| Longitudinal Center of Buoyancy (LCB) [m] | 118.8 |
| Vertical Center of Buoyancy (VCB) [m] | 6.14 |
| Longitudinal Center of Floatation (LCF) [m] | 113.67 |
| Transversal moment of inertia of waterplane area IT [m ⁴] | 819234 |
| Longitudinal moment of inertia of waterplane area IL [m ⁴] | 29300000 |
| Block coefficient c_B [-] | 0.67 |

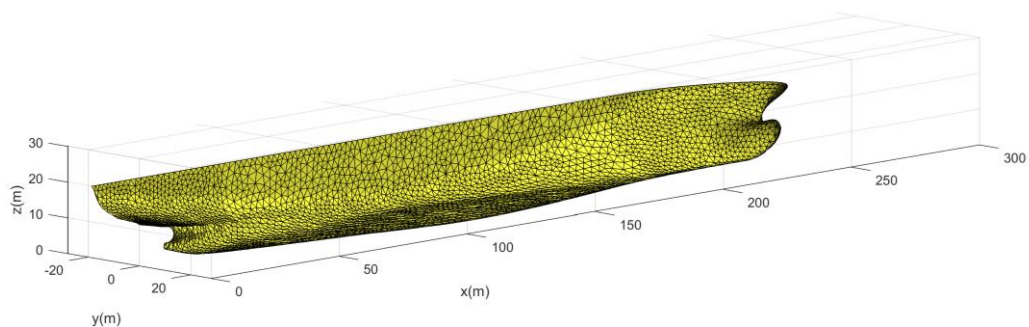
Longitudinal profile



Lateral profile (left: bow, right: aft)



3D view

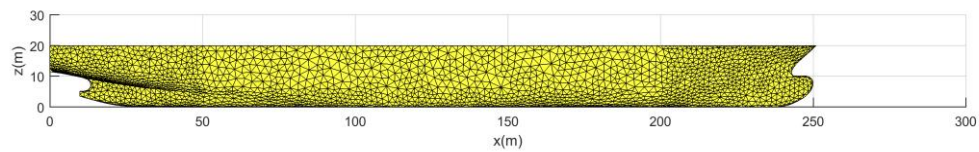


Date

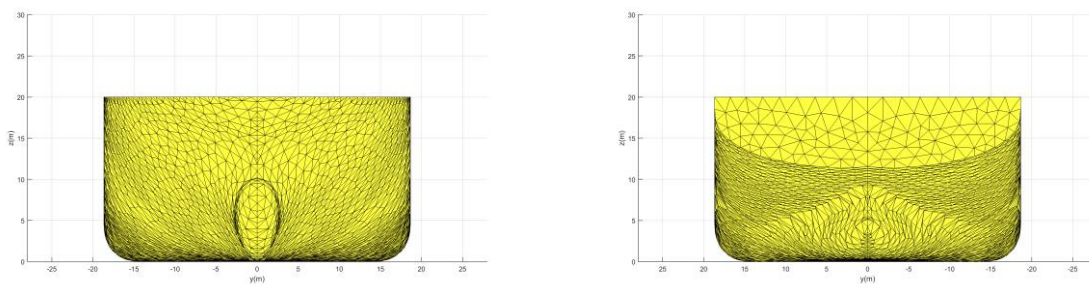
February 2017

| Vessel ID | Con-09b |
|--|--------------------------------------|
| Hull file name | Con-09_Panelfile_4700TEU.hull |
| Vessel type | Container carrier, Baby Post-Panamax |
| Length over all (LOA) [m] | 251.0 |
| Length between perpendiculars (LPP) [m] | 240.0 |
| Breadth [m] | 37.3 |
| Design draught [m] | 11.0 |
| Height [m] | 20.0 |
| Capacity (TEU) [-] | 4700 |
| Hydrostatics for Design Draught | |
| Volume [m ³] | 69011 |
| Longitudinal Center of Buoyancy (LCB) [m] | 120.0 |
| Vertical Center of Buoyancy (VCB) [m] | 6.08 |
| Longitudinal Center of Floatation (LCF) [m] | 114.38 |
| Transversal moment of inertia of waterplane area IT [m ⁴] | 833778 |
| Longitudinal moment of inertia of waterplane area IL [m ⁴] | 30900000 |
| Block coefficient c_B [-] | 0.70 |

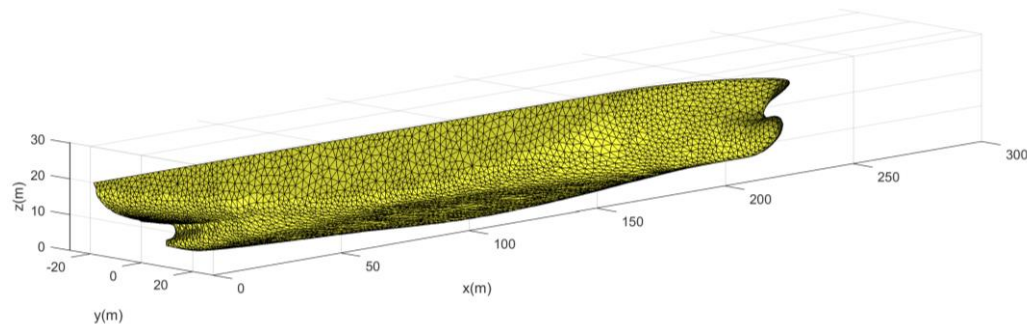
Longitudinal profile



Lateral profile (left: bow, right: aft)



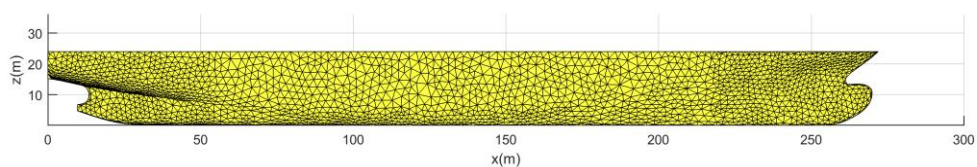
3D view



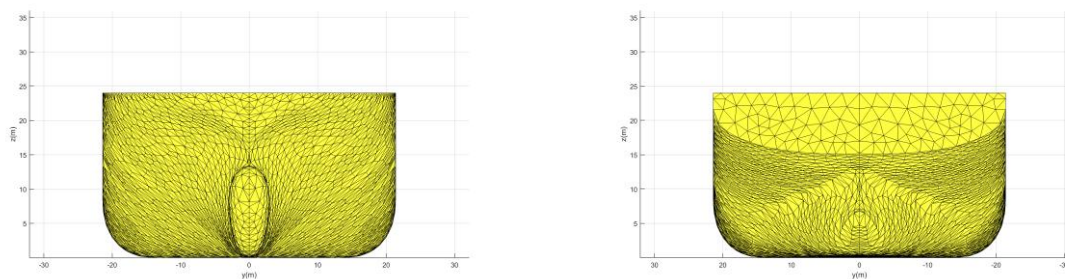
| | |
|------|---------------|
| Date | December 2017 |
|------|---------------|

| Vessel ID | Con-10 |
|--|---------------------------------|
| Hull file name | Con-10_Panelfile_6900TEU.hull |
| Vessel type | Container carrier, Post-Panamax |
| Length over all (LOA) [m] | 270.0 |
| Length between perpendiculars (LPP) [m] | 259.0 |
| Breadth [m] | 42.8 |
| Design draught [m] | 14.5 |
| Height [m] | 24.0 |
| Capacity (TEU) [-] | 6865 |
| Hydrostatics for Design Draught | |
| Volume [m ³] | 103003 |
| Longitudinal Center of Buoyancy (LCB) [m] | 126.0 |
| Vertical Center of Buoyancy (VCB) [m] | 8.18 |
| Longitudinal Center of Floatation (LCF) [m] | 121.25 |
| Transversal moment of inertia of waterplane area IT [m ⁴] | 1320000 |
| Longitudinal moment of inertia of waterplane area IL [m ⁴] | 41400000 |
| Block coefficient c_B [-] | 0.64 |

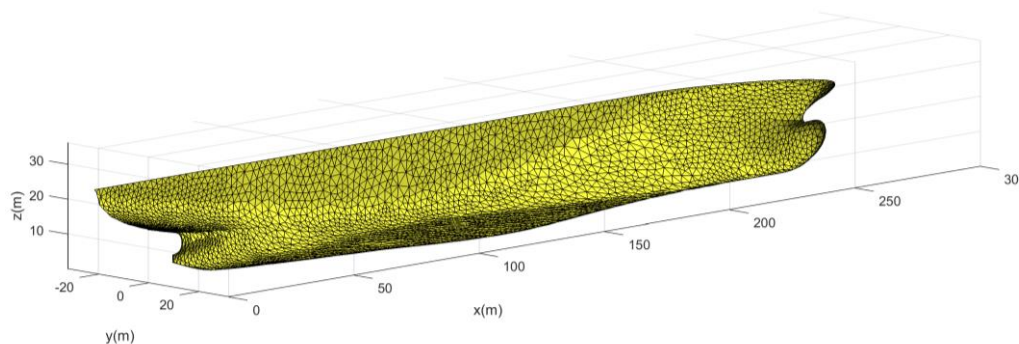
Longitudinal profile



Lateral profile (left: bow, right: aft)



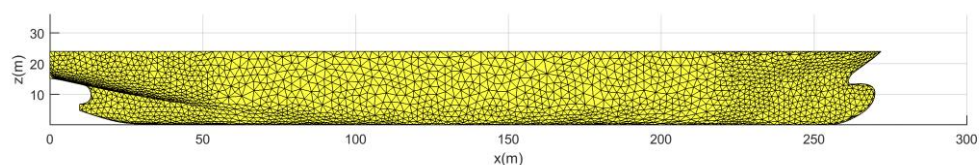
3D view



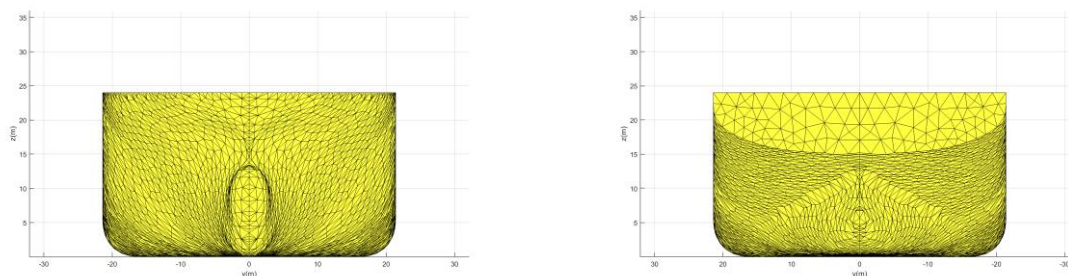
| | |
|------|---------------|
| Date | February 2017 |
|------|---------------|

| Vessel ID | Con-10b |
|--|----------------------------------|
| Hull file name | Con-10b_Panelfile_6900TEU_b.hull |
| Vessel type | Container carrier, Post-Panamax |
| Length over all (LOA) [m] | 270.0 |
| Length between perpendiculars (LPP) [m] | 259.0 |
| Breadth [m] | 42.8 |
| Design draught [m] | 14.5 |
| Height [m] | 24.0 |
| Capacity (TEU) [-] | 6865 |
| Hydrostatics for Design Draught | |
| Volume [m ³] | 111805 |
| Longitudinal Center of Buoyancy (LCB) [m] | 129.0 |
| Vertical Center of Buoyancy (VCB) [m] | 7.96 |
| Longitudinal Center of Floatation (LCF) [m] | 121.32 |
| Transversal moment of inertia of waterplane area IT [m ⁴] | 1330000 |
| Longitudinal moment of inertia of waterplane area IL [m ⁴] | 42300000 |
| Block coefficient c_B [-] | 0.70 |

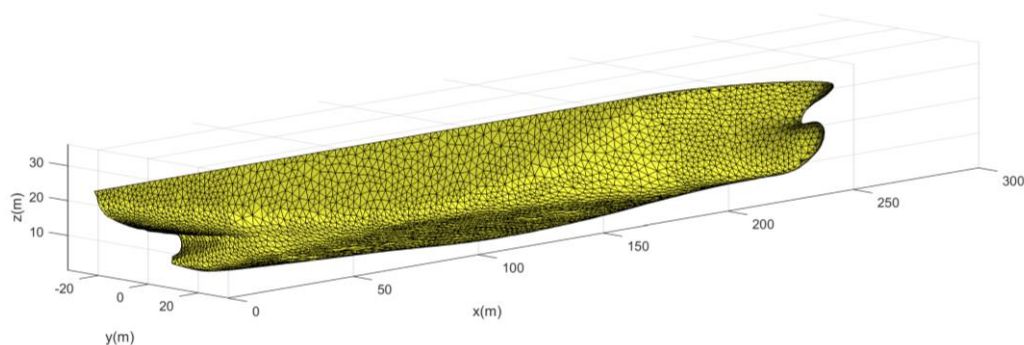
Longitudinal profile



Lateral profile (left: bow, right: aft)



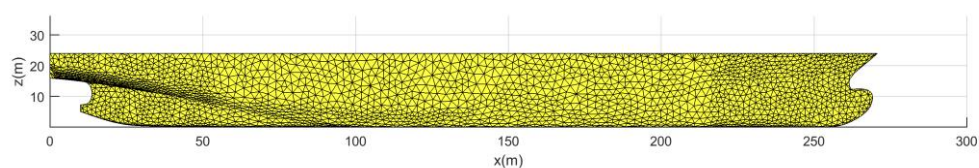
3D view



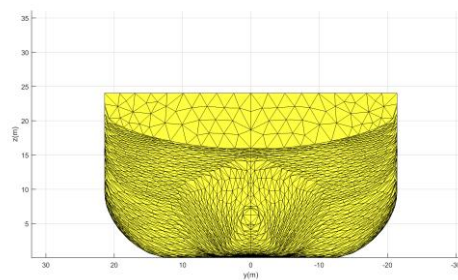
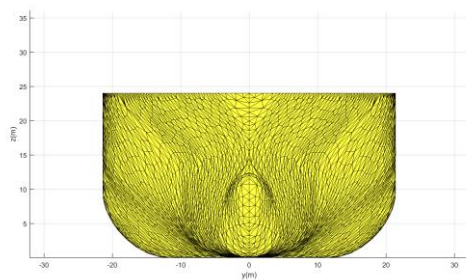
| | |
|------|---------------|
| Date | December 2017 |
|------|---------------|

| Vessel ID | Con-10c |
|--|----------------------------------|
| Hull file name | Con-10c_Panelfile_6900TEU_c.hull |
| Vessel type | Container carrier, Post-Panamax |
| Length over all (LOA) [m] | 270.0 |
| Length between perpendiculars (LPP) [m] | 259.0 |
| Breadth [m] | 42.8 |
| Design draught [m] | 14.5 |
| Height [m] | 24.0 |
| Capacity (TEU) [-] | 6865 |
| Hydrostatics for Design Draught | |
| Volume [m ³] | 90240 |
| Longitudinal Center of Buoyancy (LCB) [m] | 127.2 |
| Vertical Center of Buoyancy (VCB) [m] | 8.22 |
| Longitudinal Center of Floatation (LCF) [m] | 117.91 |
| Transversal moment of inertia of waterplane area IT [m ⁴] | 1070000 |
| Longitudinal moment of inertia of waterplane area IL [m ⁴] | 29600000 |
| Block coefficient c_B [-] | 0.56 |

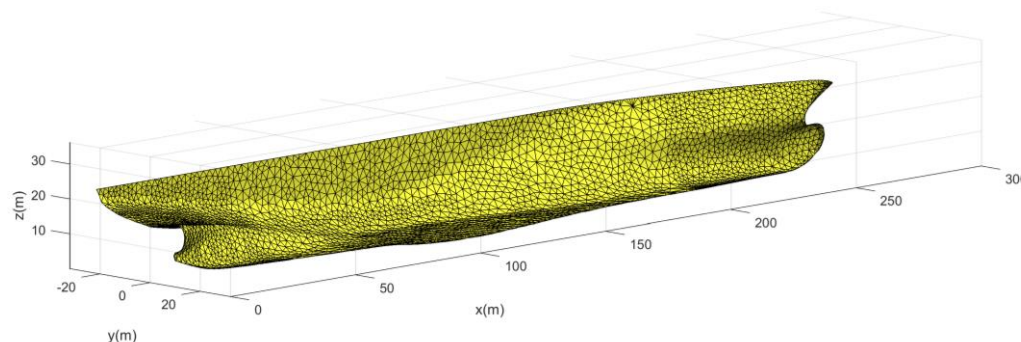
Longitudinal profile



Lateral profile (left: bow, right: aft)



3D view

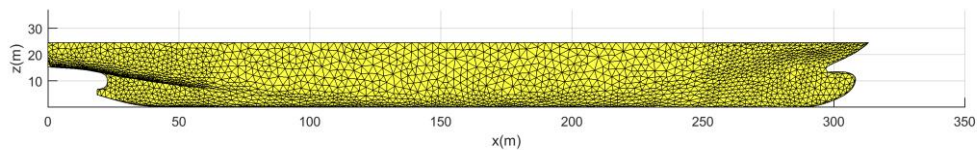


Date

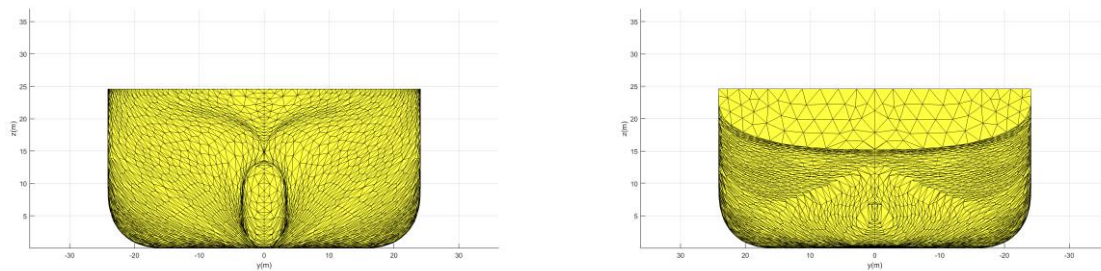
December 2017

| Vessel ID | Con-11 |
|--|--------------------------------|
| Hull file name | Con-11_Panelfile_10800TEU.hull |
| Vessel type | Container carrier, ULCS |
| Length over all (LOA) [m] | 314.4 |
| Length between perpendiculars (LPP) [m] | 286.4 |
| Breadth [m] | 48.2 |
| Design draught [m] | 14.6 |
| Height [m] | 24.6 |
| Capacity (TEU) [-] | 10800 |
| Hydrostatics for Design Draught | |
| Volume [m ³] | 134854 |
| Longitudinal Center of Buoyancy (LCB) [m] | 141.7 |
| Vertical Center of Buoyancy (VCB) [m] | 8.18 |
| Longitudinal Center of Floatation (LCF) [m] | 134.78 |
| Transversal moment of inertia of waterplane area IT [m ⁴] | 2150000 |
| Longitudinal moment of inertia of waterplane area IL [m ⁴] | 61600000 |
| Block coefficient c_B [-] | 0.67 |

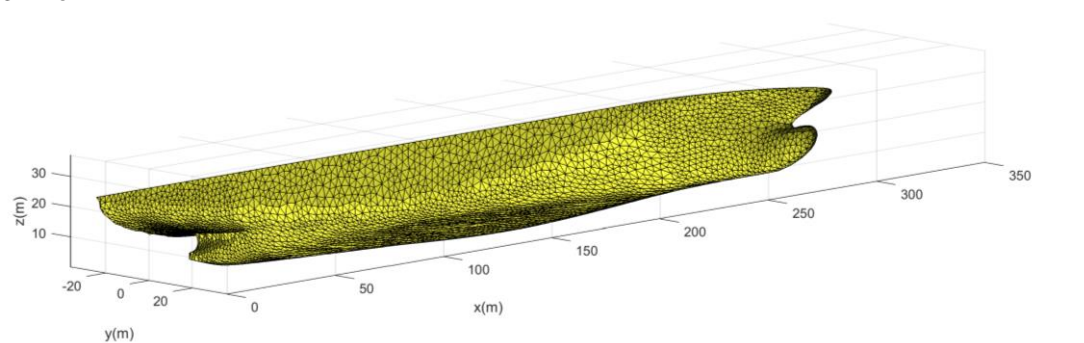
Longitudinal profile



Lateral profile (left: bow, right: aft)



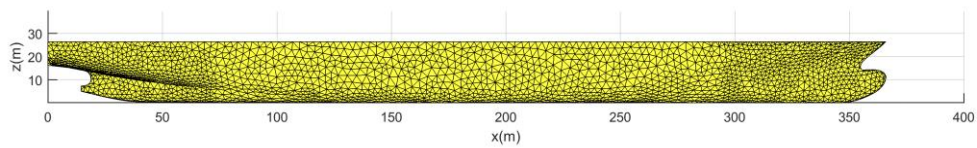
3D view



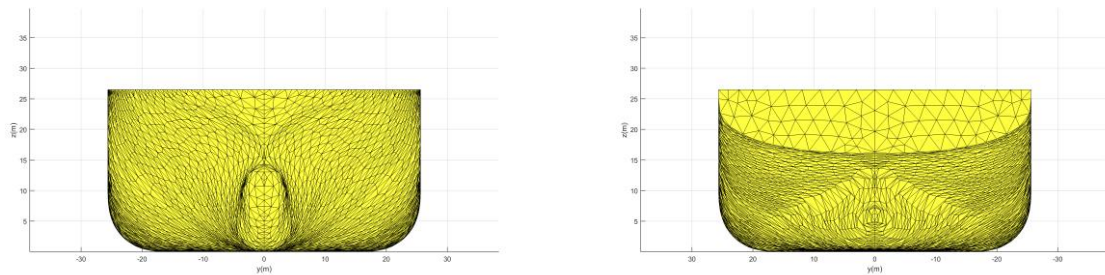
| | |
|------|---------------|
| Date | February 2017 |
|------|---------------|

| Vessel ID | Con-12 |
|--|--------------------------------|
| Hull file name | Con-12_Panelfile_14500TEU.hull |
| Vessel type | Container carrier, ULCS |
| Length over all (LOA) [m] | 366.0 |
| Length between perpendiculars (LPP) [m] | 350.5 |
| Breadth [m] | 51.2 |
| Design draught [m] | 15.5 |
| Height [m] | 26.5 |
| Capacity (TEU) [-] | 14500 |
| Hydrostatics for Design Draught | |
| Volume [m ³] | 189119 |
| Longitudinal Center of Buoyancy (LCB) [m] | 174.3 |
| Vertical Center of Buoyancy (VCB) [m] | 8.60 |
| Longitudinal Center of Floatation (LCF) [m] | 164.71 |
| Transversal moment of inertia of waterplane area IT [m ⁴] | 3080000 |
| Longitudinal moment of inertia of waterplane area IL [m ⁴] | 122000000 |
| Block coefficient c_B [-] | 0.68 |

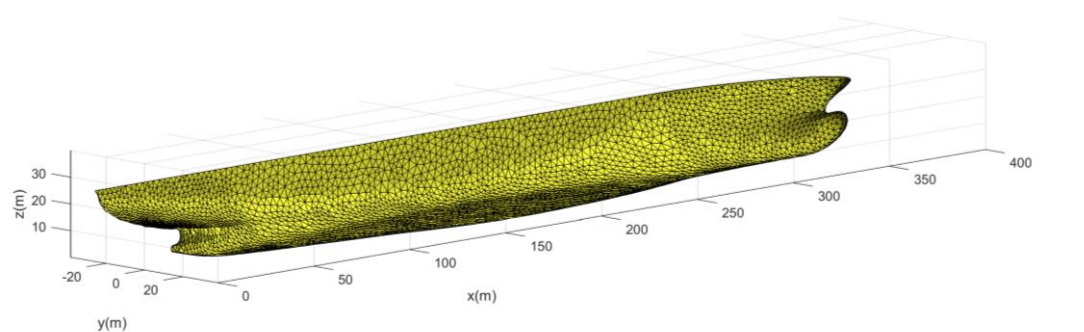
Longitudinal profile



Lateral profile (left: bow, right: aft)



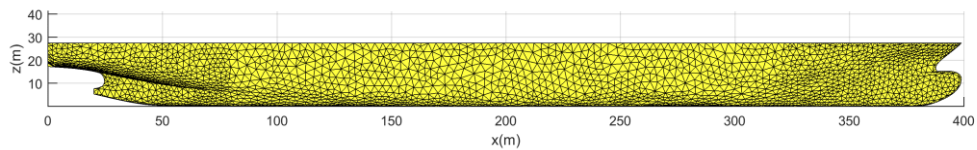
3D view



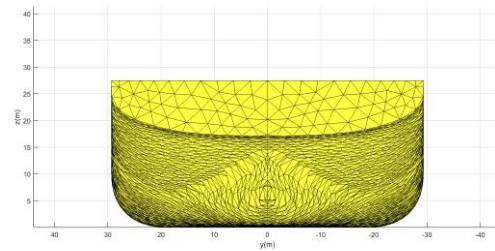
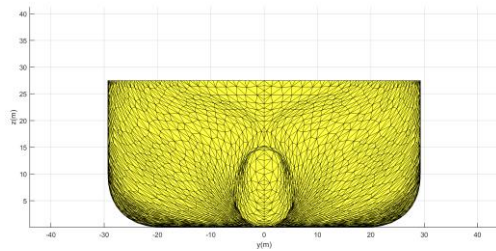
| | |
|------|---------------|
| Date | February 2017 |
|------|---------------|

| Vessel ID | Con-13 |
|--|--------------------------------|
| Hull file name | Con-13_Panelfile_20000TEU.hull |
| Vessel type | Container carrier, ULCS |
| Length over all (LOA) [m] | 399.0 |
| Length between perpendiculars (LPP) [m] | 378.5 |
| Breadth [m] | 58.6 |
| Design draught [m] | 16.5 |
| Height [m] | 27.5 |
| Capacity (TEU) [-] | 19630 |
| Hydrostatics for Design Draught | |
| Volume [m ³] | 252455 |
| Longitudinal Center of Buoyancy (LCB) [m] | 188.7 |
| Vertical Center of Buoyancy (VCB) [m] | 9.18 |
| Longitudinal Center of Floatation (LCF) [m] | 178.78 |
| Transversal moment of inertia of waterplane area IT [m ⁴] | 5140000 |
| Longitudinal moment of inertia of waterplane area IL [m ⁴] | 186000000 |
| Block coefficient c_B [-] | 0.69 |

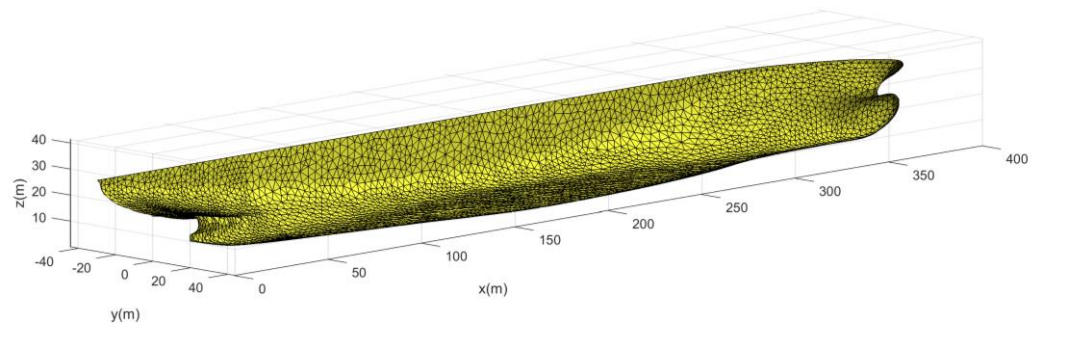
Longitudinal profile



Lateral profile (left: bow, right: aft)



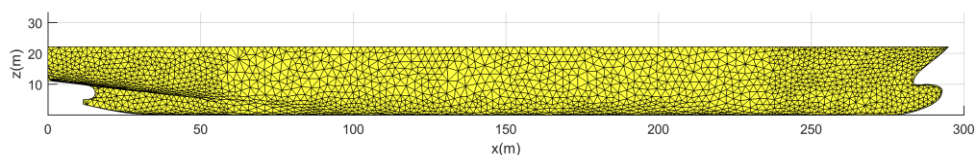
3D view



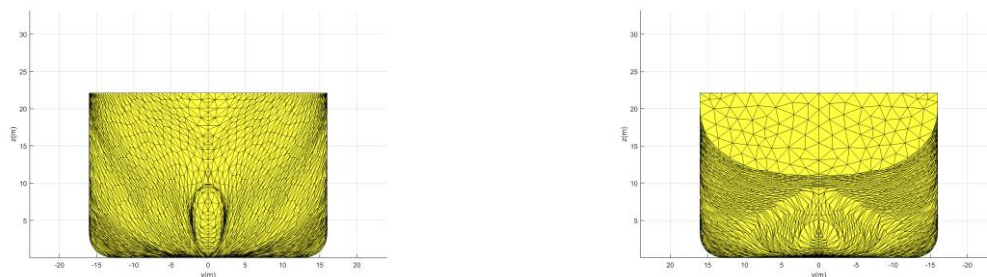
| | |
|------|---------------|
| Date | February 2017 |
|------|---------------|

| Vessel ID | Con-14 |
|--|-------------------------------|
| Hull file name | Con-14_Panelfile_5040TEU.hull |
| Vessel type | Container carrier, Panamax |
| Length over all (LOA) [m] | 294.0 |
| Length between perpendiculars (LPP) [m] | 280.0 |
| Breadth [m] | 32.0 |
| Design draught [m] | 10.7 |
| Height [m] | 22.1 |
| Capacity (TEU) [-] | 5040 |
| Hydrostatics for Design Draught | |
| Volume [m ³] | 65063 |
| Longitudinal Center of Buoyancy (LCB) [m] | 139.3 |
| Vertical Center of Buoyancy (VCB) [m] | 5.87 |
| Longitudinal Center of Floatation (LCF) [m] | 132.0 |
| Transversal moment of inertia of waterplane area IT [m ⁴] | 573000 |
| Longitudinal moment of inertia of waterplane area IL [m ⁴] | 38400000 |
| Block coefficient c_B [-] | 0.68 |

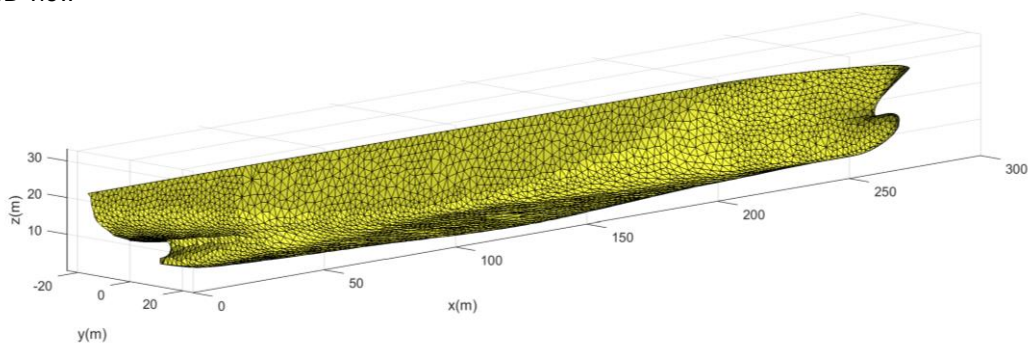
Longitudinal profile



Lateral profile (left: bow, right: aft)



3D view

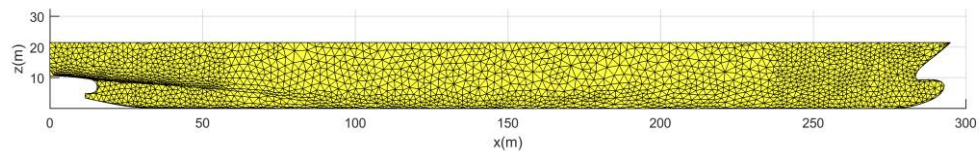


Date

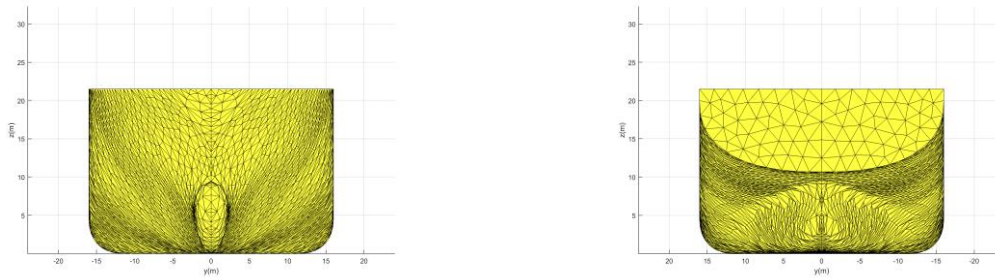
December 2017

| Vessel ID | Con-14b |
|--|--------------------------------|
| Hull file name | Con-14b_Panelfile_5040TEU.hull |
| Vessel type | Container carrier, ULCS |
| Length over all (LOA) [m] | 294.0 |
| Length between perpendiculars (LPP) [m] | 280.0 |
| Breadth [m] | 32.0 |
| Design draught [m] | 10.2 |
| Height [m] | 21.5 |
| Capacity (TEU) [-] | 5040 |
| Hydrostatics for Design Draught | |
| Volume [m ³] | 57664 |
| Longitudinal Center of Buoyancy (LCB) [m] | 138.0 |
| Vertical Center of Buoyancy (VCB) [m] | 5.68 |
| Longitudinal Center of Floatation (LCF) [m] | 133.23 |
| Transversal moment of inertia of waterplane area IT [m ⁴] | 547000 |
| Longitudinal moment of inertia of waterplane area IL [m ⁴] | 35800000 |
| Block coefficient c_B [-] | 0.63 |

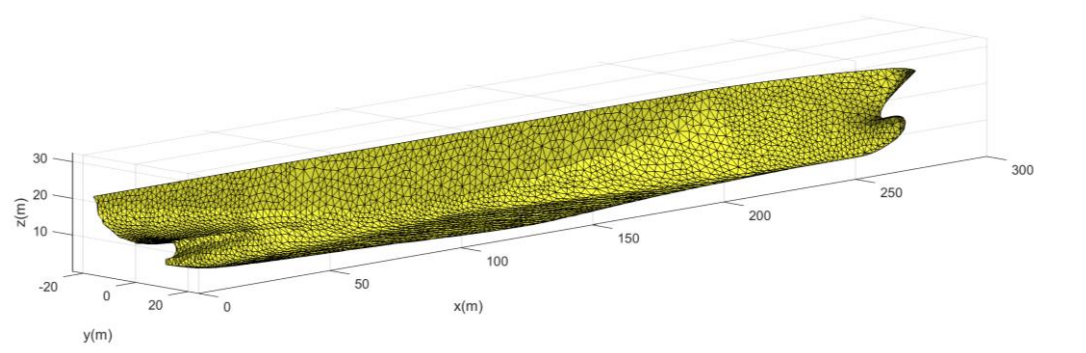
Longitudinal profile



Lateral profile (left: bow, right: aft)



3D view



| | |
|------|---------------|
| Date | December 2017 |
|------|---------------|

3.3 Cruise Ships

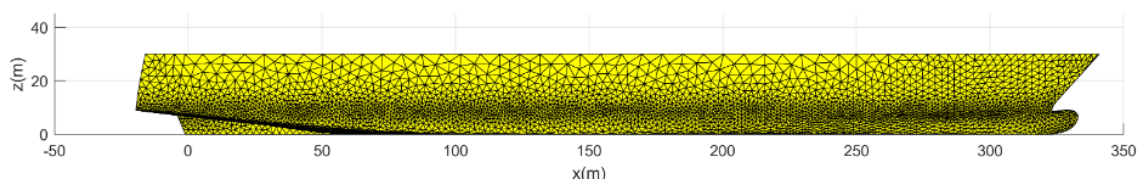
This section represents the vessel characteristics for wave response analyses for the two largest classes in operation.

All cruise hulls are generated generically. They are adjusted to fit the main dimensions of the actual classes in operation. The corresponding FORCE Technology project with project number 119-30960 was initiated.

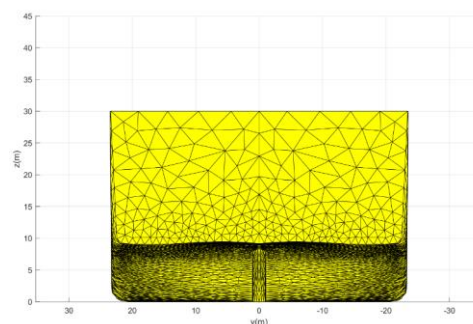
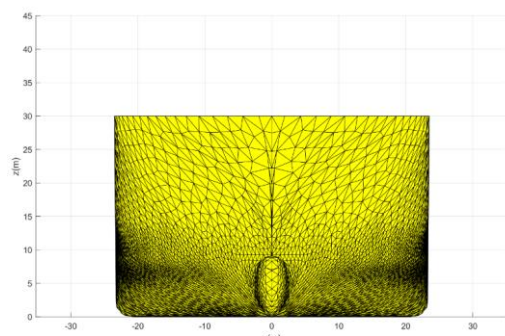
The displacement was selected to cover the most probable range. LCB has been selected based on inhouse data.

| | |
|--|-------------------------|
| Vessel ID | CR-01 |
| Hull file name | 01Cruise.hull |
| Vessel type | Oasis class |
| Length over all (LOA) [m] | 356.8 |
| Length between perpendiculars (LPP) [m] | 323.1 |
| Breadth [m] | 47.0 |
| Design draught [m] | 9.3 |
| Height [m] | 30.0 |
| Capacity (TEU) [-] | |
| Hydrostatics for Design Draught | |
| Volume [m ³] | 106194 |
| Longitudinal Center of Buoyancy (LCB) [m] | 148.6 |
| Vertical Center of Buoyancy (VCB) [m] | 5.16 |
| Longitudinal Center of Floatation (LCF) [m] | 138.13 |
| Transversal moment of inertia of waterplane area IT [m ⁴] | 2.468·10 ⁶ |
| Longitudinal moment of inertia of waterplane area IL [m ⁴] | 121.966·10 ⁶ |
| Block coefficient c _B [-] | 0.40 |

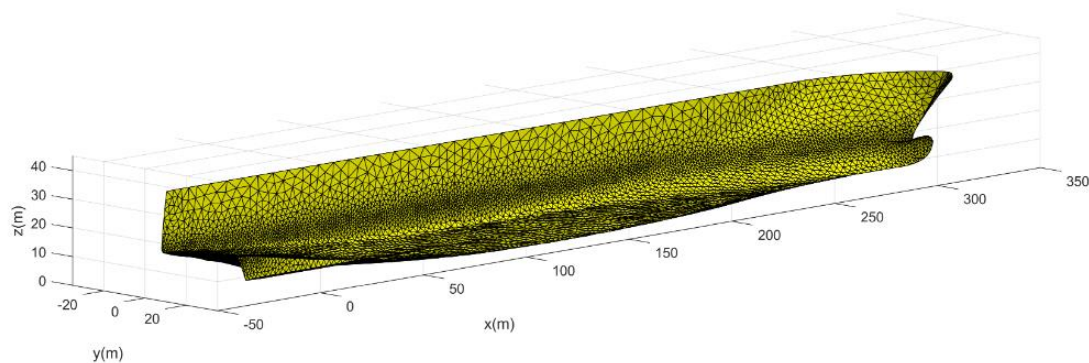
Longitudinal profile



Lateral profile (left: bow, right: aft)



3D view

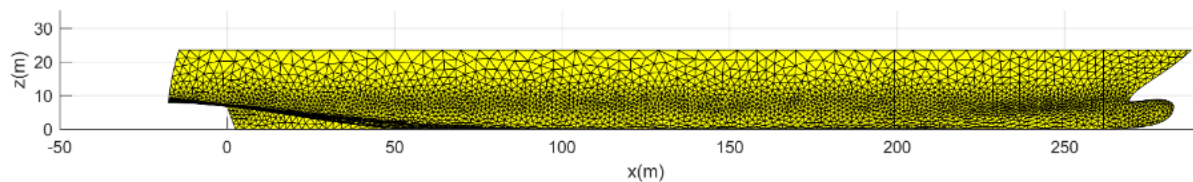


Date

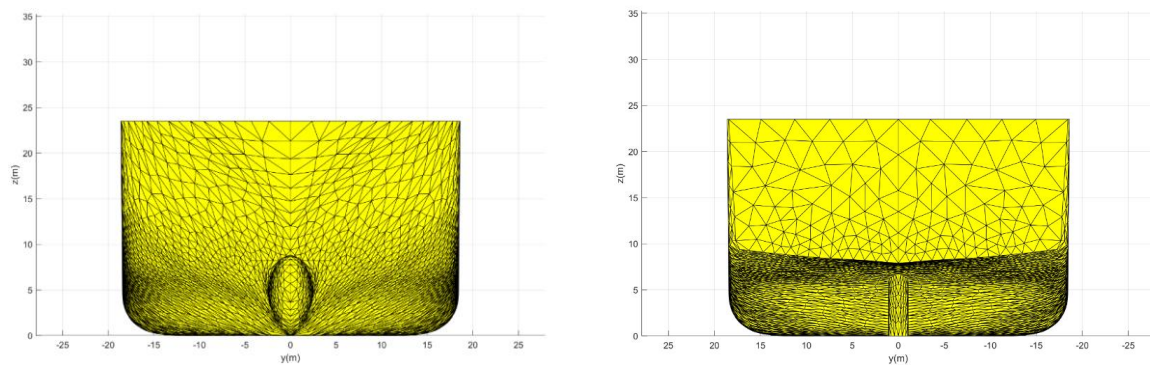
April 2021

| | |
|--|------------------------|
| Vessel ID | CR-02 |
| Hull file name | 02Cruise.hull |
| Vessel type | Dream class |
| Length over all (LOA) [m] | 302.1 |
| Length between perpendiculars (LPP) [m] | 269.2 |
| Breadth [m] | 37.2 |
| Design draught [m] | 8.2 |
| Height [m] | 23.5 |
| Capacity (TEU) [-] | |
| Hydrostatics for Design Draught | |
| Volume [m ³] | 61225 |
| Longitudinal Center of Buoyancy (LCB) [m] | 130.0 |
| Vertical Center of Buoyancy (VCB) [m] | 5.59 |
| Longitudinal Center of Floatation (LCF) [m] | 118.99 |
| Transversal moment of inertia of waterplane area IT [m ⁴] | 1.041·10 ⁶ |
| Longitudinal moment of inertia of waterplane area IL [m ⁴] | 57.481·10 ⁶ |
| Block coefficient c _B [-] | |

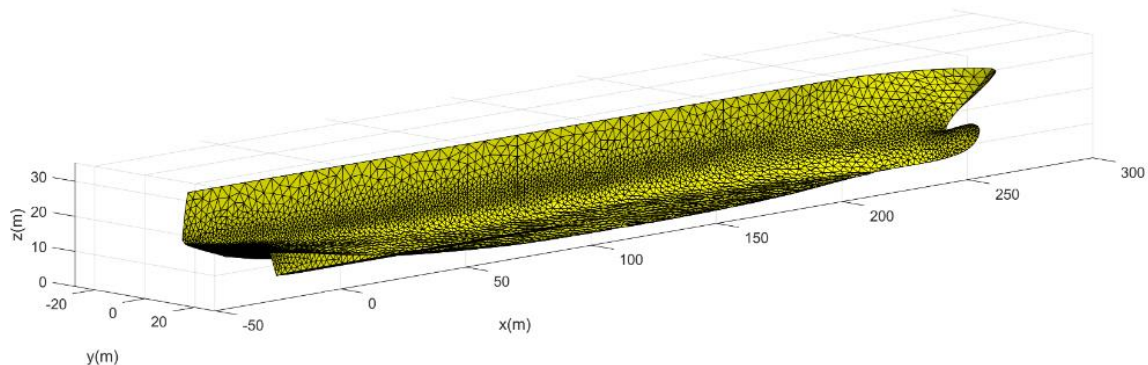
Longitudinal profile



Lateral profile (left: bow, right: aft)



3D view



| | |
|------|------------|
| Date | April 2021 |
|------|------------|

3.4 LNG Carriers

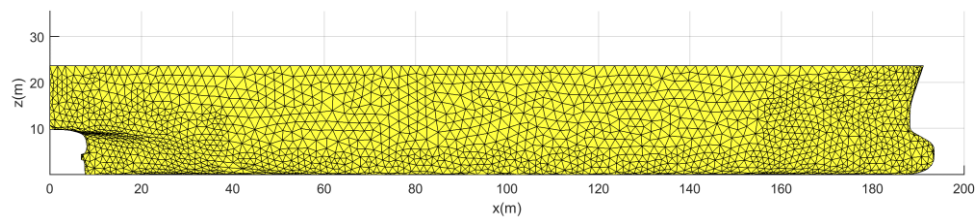
This section represents the vessel characteristics for wave response analyses for 7 single screw LNG carrier new buildings of the next years.

All vessels are generated generically. They are adjusted to fit the main dimensions of the individual new buildings.

The hydrostatic characteristics such as the longitudinal Center of Buoyancy (LCB) and block coefficients (cB) have been selected based on /1/ and /2/, respectively.

| Vessel ID | LNG-01 |
|--|-------------|
| Hull file name | LNG-01.hull |
| Vessel type | LNG Tanker |
| Length over all (LOA) [m] | 195.2 |
| Length between perpendiculars (LPP) [m] | 184.8 |
| Breadth [m] | 30.0 |
| Design draught [m] | 10.3 |
| Height [m] | 23.5 |
| Hydrostatics for Design Draught | |
| Volume [m ³] | 44873 |
| Longitudinal Center of Buoyancy (LCB) [m] | 92.4 |
| Vertical Center of Buoyancy (VCB) [m] | 5.33 |
| Longitudinal Center of Floatation (LCF) [m] | 85.86 |
| Transversal moment of inertia of waterplane area IT [m ⁴] | 316000 |
| Longitudinal moment of inertia of waterplane area IL [m ⁴] | 10800000 |
| Block coefficient C_B [-] | 0.79 |

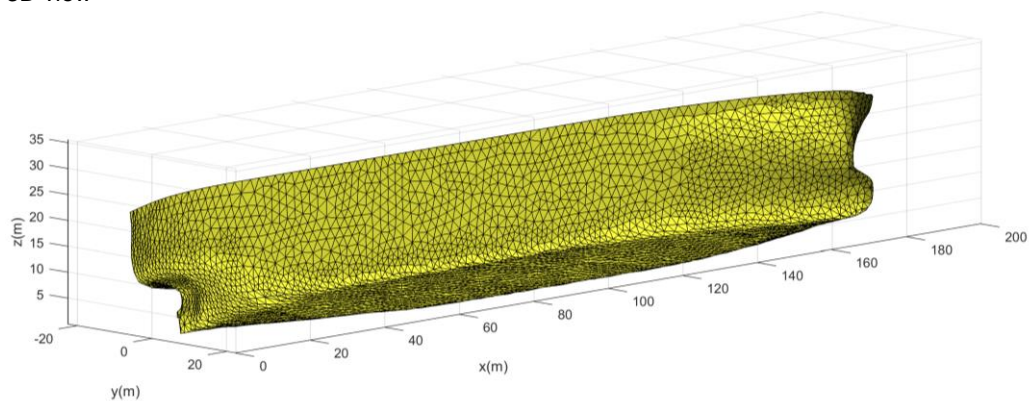
Longitudinal profile



Lateral profile (left: bow, right: aft)



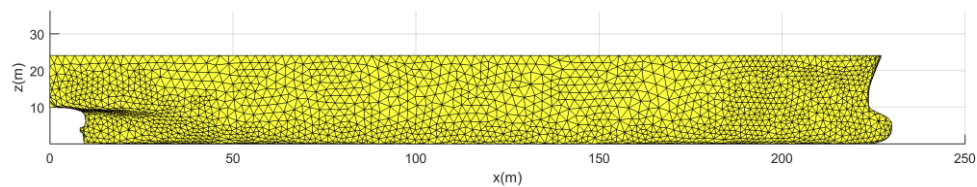
3D view



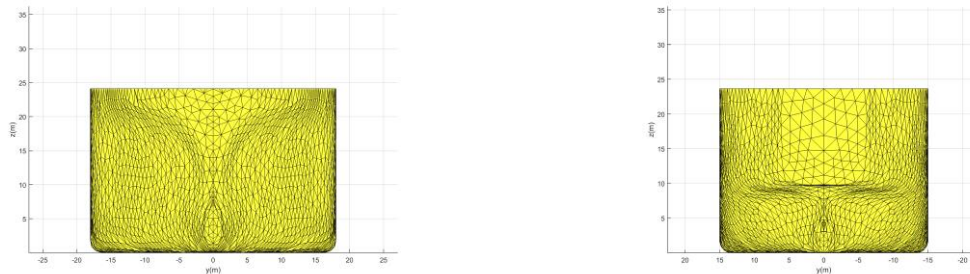
| | |
|------|--------------|
| Date | January 2018 |
|------|--------------|

| Vessel ID | LNG-02 |
|--|-------------|
| Hull file name | LNG-02.hull |
| Vessel type | LNG Tanker |
| Length over all (LOA) [m] | 230.0 |
| Length between perpendiculars (LPP) [m] | 219.7 |
| Breadth [m] | 36.0 |
| Design draught [m] | 10.5 |
| Height [m] | 24.0 |
| Hydrostatics for Design Draught | |
| Volume [m ³] | 64292 |
| Longitudinal Center of Buoyancy (LCB) [m] | 110.0 |
| Vertical Center of Buoyancy (VCB) [m] | 5.44 |
| Longitudinal Center of Flootation (LCF) [m] | 101.56 |
| Transversal moment of inertia of waterplane area IT [m ⁴] | 640000 |
| Longitudinal moment of inertia of waterplane area IL [m ⁴] | 21300000 |
| Block coefficient C_B [-] | 0.77 |

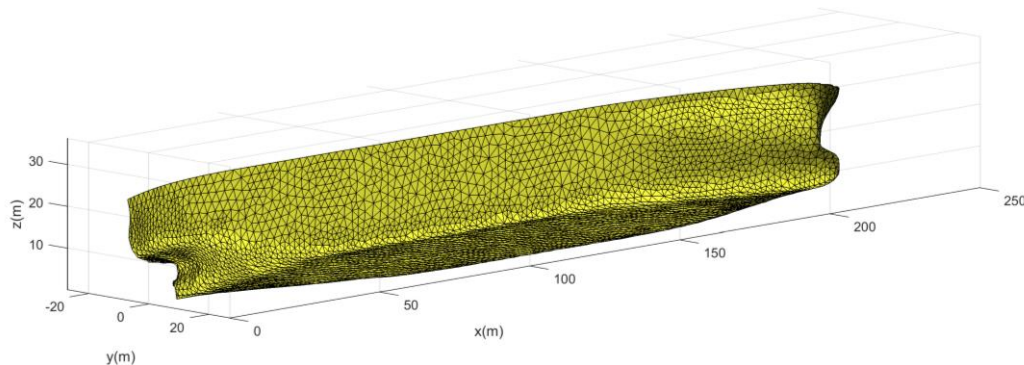
Longitudinal profile



Lateral profile (left: bow, right: aft)



3D view

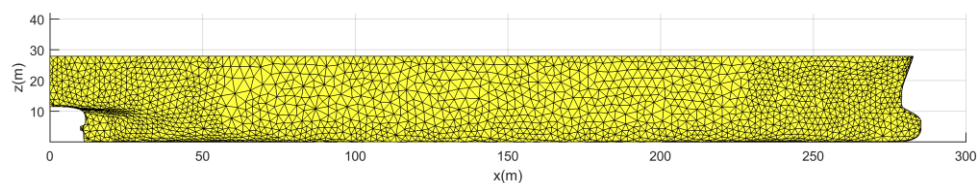


Date

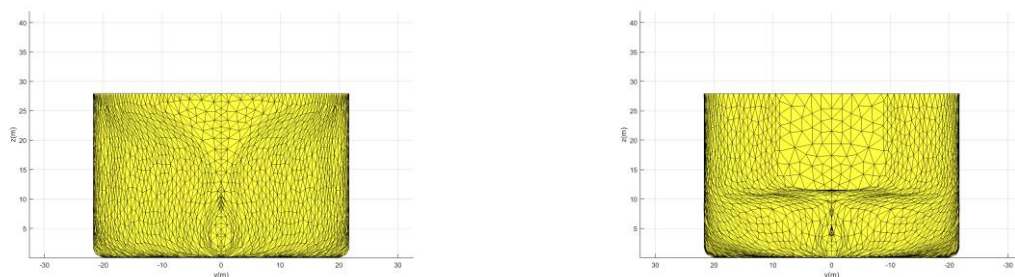
January 2018

| Vessel ID | LNG-03 |
|--|-------------|
| Hull file name | LNG-03.hull |
| Vessel type | LNG Tanker |
| Length over all (LOA) [m] | 285.4 |
| Length between perpendiculars (LPP) [m] | 274.0 |
| Breadth [m] | 43.4 |
| Design draught [m] | 12.2 |
| Height [m] | 28.0 |
| Hydrostatics for Design Draught | |
| Volume [m ³] | 115717 |
| Longitudinal Center of Buoyancy (LCB) [m] | 135.9 |
| Vertical Center of Buoyancy (VCB) [m] | 6.26 |
| Longitudinal Center of Floatation (LCF) [m] | 127.24 |
| Transversal moment of inertia of waterplane area IT [m ⁴] | 1440000 |
| Longitudinal moment of inertia of waterplane area IL [m ⁴] | 51900000 |
| Block coefficient C_B [-] | 0.80 |

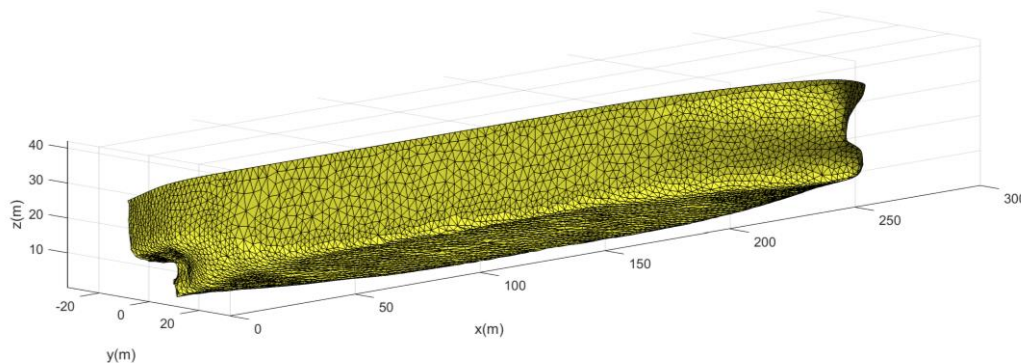
Longitudinal profile



Lateral profile (left: bow, right: aft)



3D view

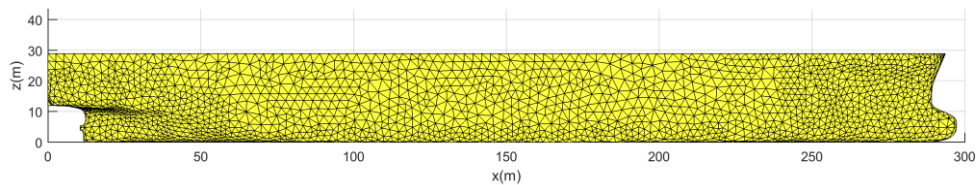


Date

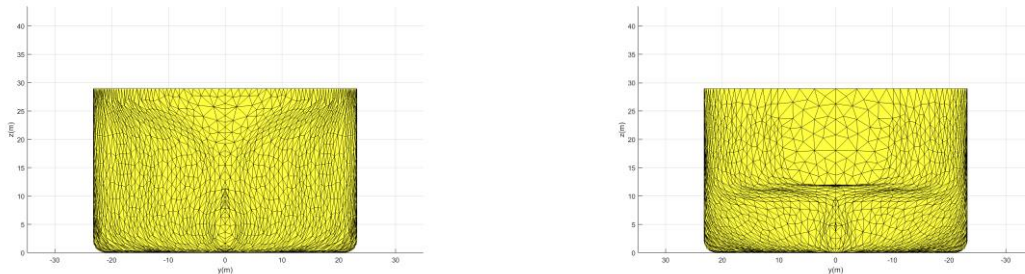
January 2018

| Vessel ID | LNG-04 |
|--|-------------|
| Hull file name | LNG-04.hull |
| Vessel type | LNG Tanker |
| Length over all (LOA) [m] | 297.3 |
| Length between perpendiculars (LPP) [m] | 284.0 |
| Breadth [m] | 46.4 |
| Design draught [m] | 12.6 |
| Height [m] | 29.0 |
| Hydrostatics for Design Draught | |
| Volume [m ³] | 131623 |
| Longitudinal Center of Buoyancy (LCB) [m] | 141.2 |
| Vertical Center of Buoyancy (VCB) [m] | 6.50 |
| Longitudinal Center of Flootation (LCF) [m] | 131.74 |
| Transversal moment of inertia of waterplane area IT [m ⁴] | 1810000 |
| Longitudinal moment of inertia of waterplane area IL [m ⁴] | 60700000 |
| Block coefficient C_B [-] | 0.79 |

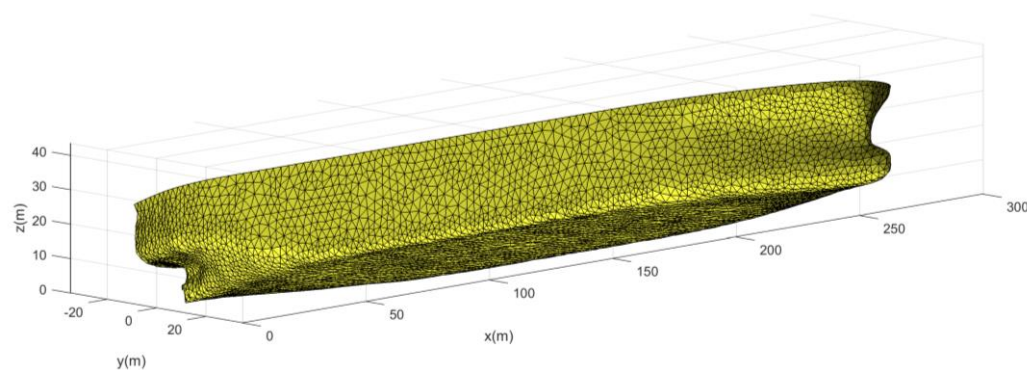
Longitudinal profile



Lateral profile (left: bow, right: aft)



3D view

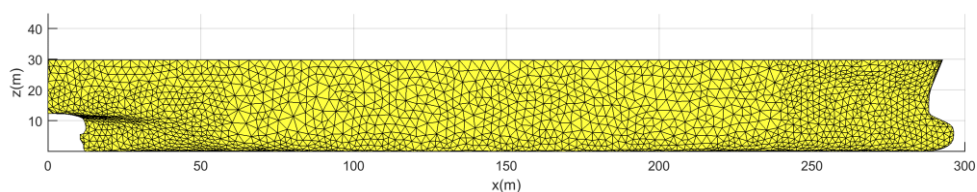


Date

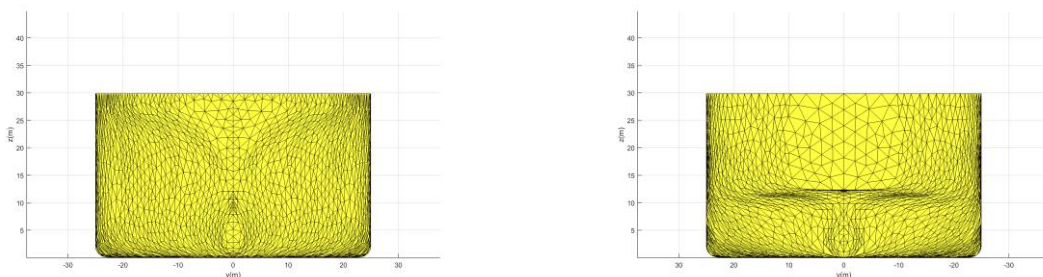
January 2018

| Vessel ID | LNG-05 |
|--|-------------|
| Hull file name | LNG-05.hull |
| Vessel type | LNG Tanker |
| Length over all (LOA) [m] | 295.5 |
| Length between perpendiculars (LPP) [m] | 283.1 |
| Breadth [m] | 50.0 |
| Design draught [m] | 13.0 |
| Height [m] | 30.0 |
| Hydrostatics for Design Draught | |
| Volume [m ³] | 145028 |
| Longitudinal Center of Buoyancy (LCB) [m] | 141.5 |
| Vertical Center of Buoyancy (VCB) [m] | 6.72 |
| Longitudinal Center of Floatation (LCF) [m] | 131.63 |
| Transversal moment of inertia of waterplane area IT [m ⁴] | 2250000 |
| Longitudinal moment of inertia of waterplane area IL [m ⁴] | 64800000 |
| Block coefficient C_B [-] | 0.79 |

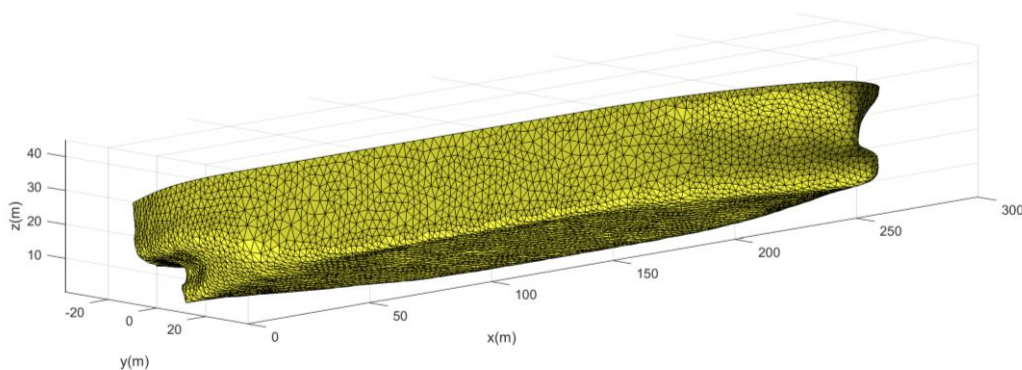
Longitudinal profile



Lateral profile (left: bow, right: aft)



3D view

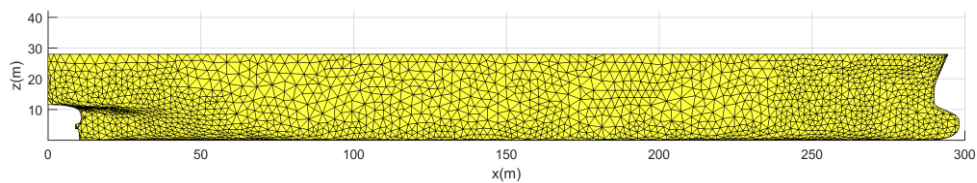


Date

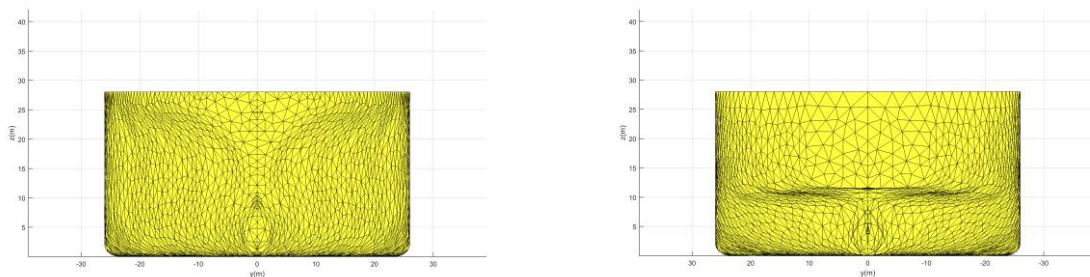
January 2018

| Vessel ID | LNG-06 |
|--|-------------|
| Hull file name | LNG-06.hull |
| Vessel type | LNG Tanker |
| Length over all (LOA) [m] | 298.2 |
| Length between perpendiculars (LPP) [m] | 286.5 |
| Breadth [m] | 52.0 |
| Design draught [m] | 12.2 |
| Height [m] | 28.0 |
| Hydrostatics for Design Draught | |
| Volume [m ³] | 142086 |
| Longitudinal Center of Buoyancy (LCB) [m] | 143.0 |
| Vertical Center of Buoyancy (VCB) [m] | 6.30 |
| Longitudinal Center of Floatation (LCF) [m] | 133.22 |
| Transversal moment of inertia of waterplane area IT [m ⁴] | 2530000 |
| Longitudinal moment of inertia of waterplane area IL [m ⁴] | 68000000 |
| Block coefficient C_B [-] | 0.78 |

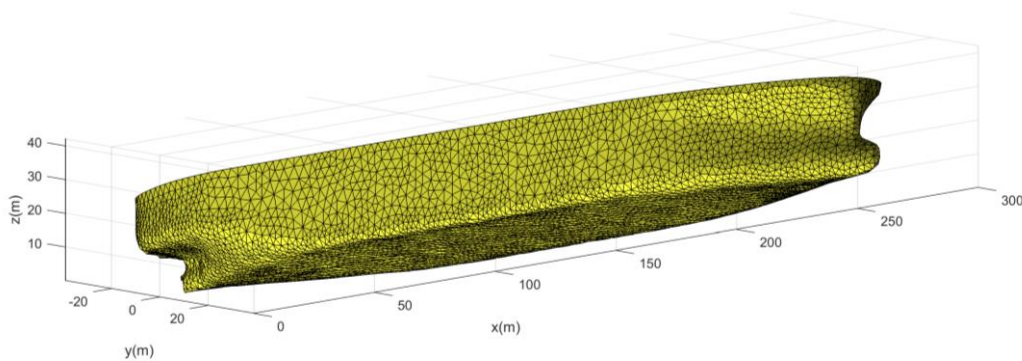
Longitudinal profile



Lateral profile (left: bow, right: aft)



3D view

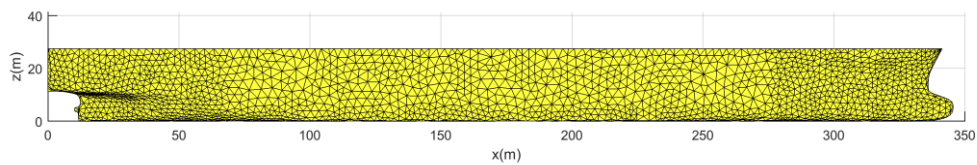


Date

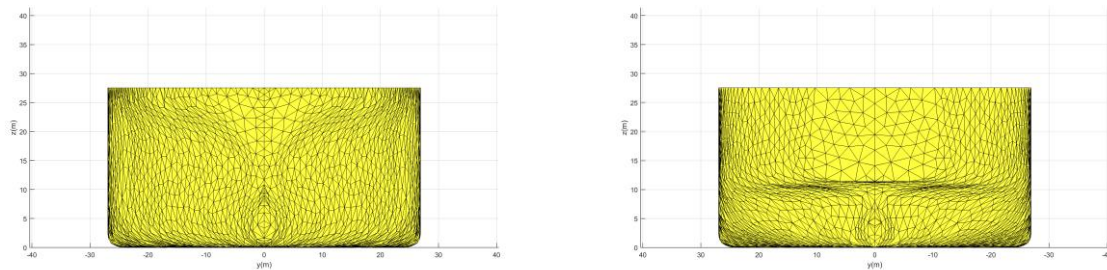
January 2018

| Vessel ID | LNG-07 |
|--|-------------|
| Hull file name | LNG-07.hull |
| Vessel type | LNG Tanker |
| Length over all (LOA) [m] | 345.0 |
| Length between perpendiculars (LPP) [m] | 332.0 |
| Breadth [m] | 53.8 |
| Design draught [m] | 12.0 |
| Height [m] | 27.0 |
| Hydrostatics for Design Draught | |
| Volume [m ³] | 170755 |
| Longitudinal Center of Buoyancy (LCB) [m] | 165.7 |
| Vertical Center of Buoyancy (VCB) [m] | 6.19 |
| Longitudinal Center of Floatation (LCF) [m] | 154.84 |
| Transversal moment of inertia of waterplane area IT [m ⁴] | 3320000 |
| Longitudinal moment of inertia of waterplane area IL [m ⁴] | 113000000 |
| Block coefficient C_B [-] | 0.80 |

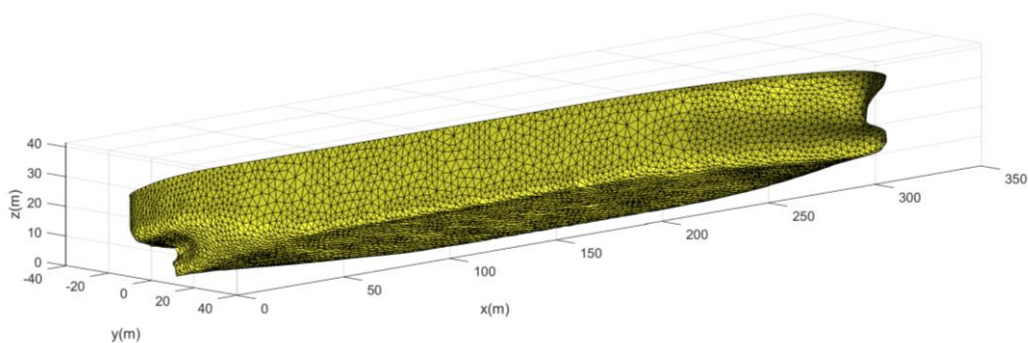
Longitudinal profile



Lateral profile (left: bow, right: aft)



3D view



Date

January 2018

3.5 Super Yachts

The following list of super yachts represents 5 representative super yachts.

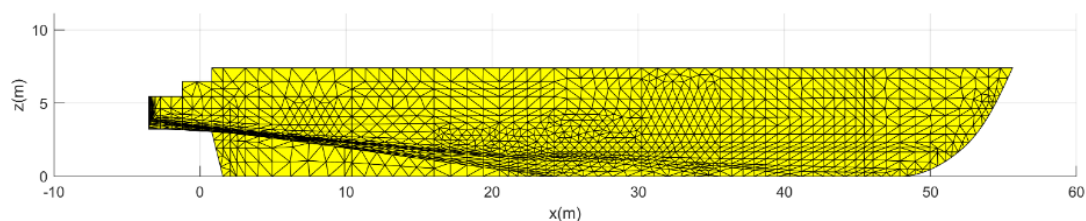
All yachts are generated generically. They are adjusted to fit the main dimensions of a list defined by DHI and Applied Technology and Management, Inc. (Dubai Branch).

The corresponding FORCE Technology project with project number 119-30960 was initiated.

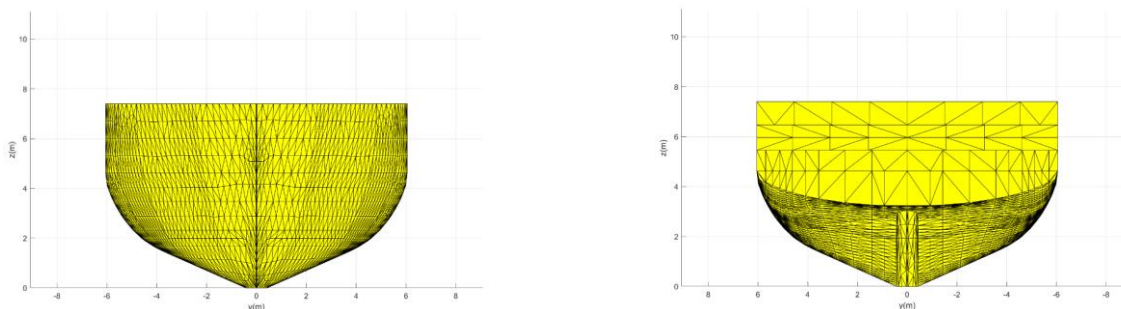
The displacement was selected by the Client. LCB has been selected based on inhouse data.

| | |
|--|---------------|
| Vessel ID | SYA-01 |
| Hull file name | 01SYA.hull |
| Vessel type | Super Yacht |
| Length over all (LOA) [m] | 60.0 |
| Length between perpendiculars (LPP) [m] | 54.0 |
| Breadth [m] | 12.1 |
| Design draught [m] | 3.7 |
| Height [m] | 7.4 |
| Capacity (TEU) [-] | |
| Hydrostatics for Design Draught | |
| Volume [m ³] | 977 |
| Longitudinal Center of Buoyancy (LCB) [m] | 24.7 |
| Vertical Center of Buoyancy (VCB) [m] | 2.43 |
| Longitudinal Center of Floatation (LCF) [m] | 19.93 |
| Transversal moment of inertia of waterplane area IT [m ⁴] | 4.84E+03 |
| Longitudinal moment of inertia of waterplane area IL [m ⁴] | 9.94E+04 |
| Block coefficient c_B [-] | 0.40 |

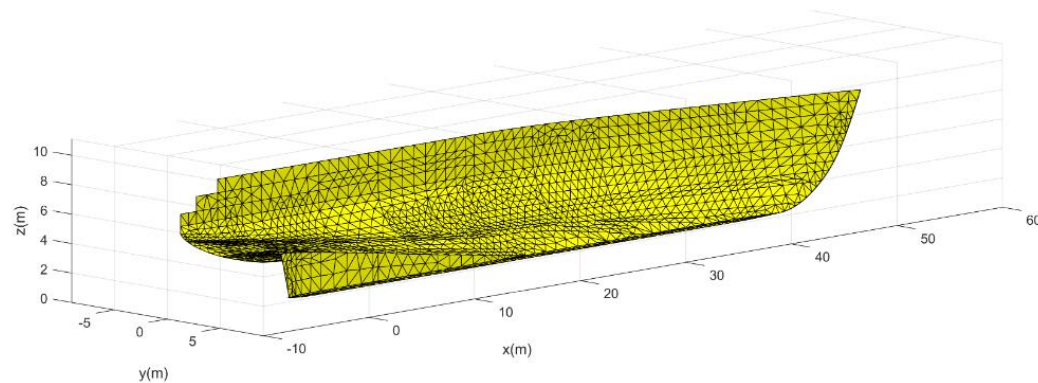
Longitudinal profile



Lateral profile (left: bow, right: aft)



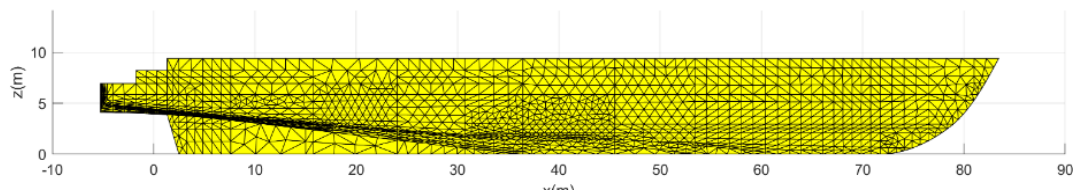
3D view



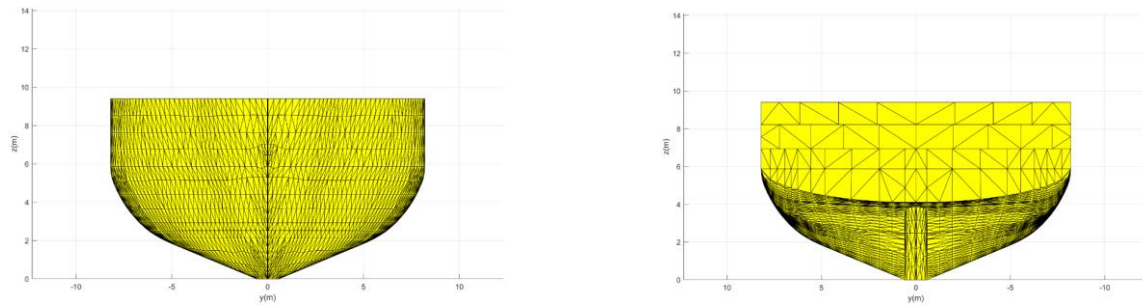
| | |
|------|------------|
| Date | April 2021 |
|------|------------|

| Vessel ID | SYA-02 |
|--|-------------|
| Hull file name | 02SYA.hull |
| Vessel type | Super Yacht |
| Length over all (LOA) [m] | 90.0 |
| Length between perpendiculars (LPP) [m] | 81.0 |
| Breadth [m] | 16.4 |
| Design draught [m] | 4.7 |
| Height [m] | 9.4 |
| Capacity (TEU) [-] | |
| Hydrostatics for Design Draught | |
| Volume [m ³] | 2517 |
| Longitudinal Center of Buoyancy (LCB) [m] | 37.0 |
| Vertical Center of Buoyancy (VCB) [m] | 3.09 |
| Longitudinal Center of Floatation (LCF) [m] | 29.96 |
| Transversal moment of inertia of waterplane area IT [m ⁴] | 1.81E+04 |
| Longitudinal moment of inertia of waterplane area IL [m ⁴] | 4.50E+04 |
| Block coefficient c_B [-] | 0.40 |

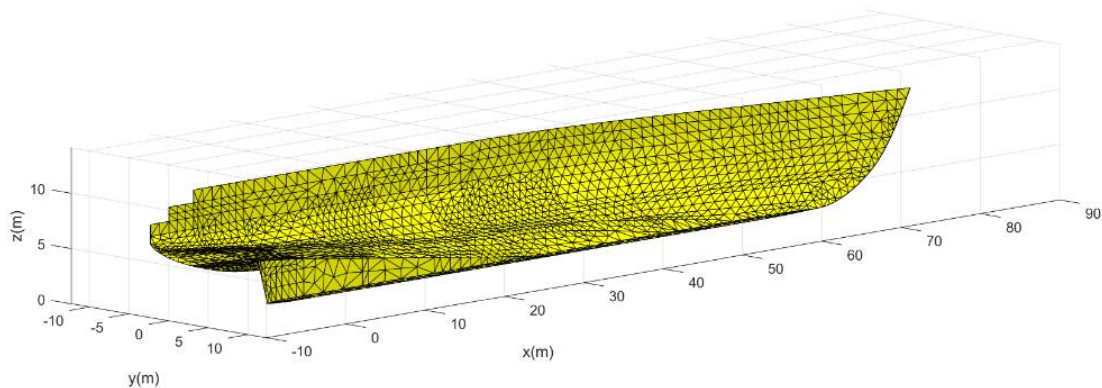
Longitudinal profile



Lateral profile (left: bow, right: aft)



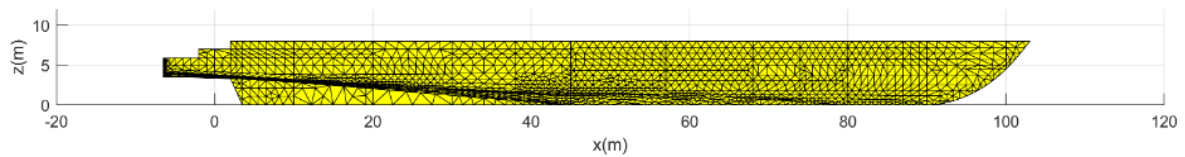
3D view



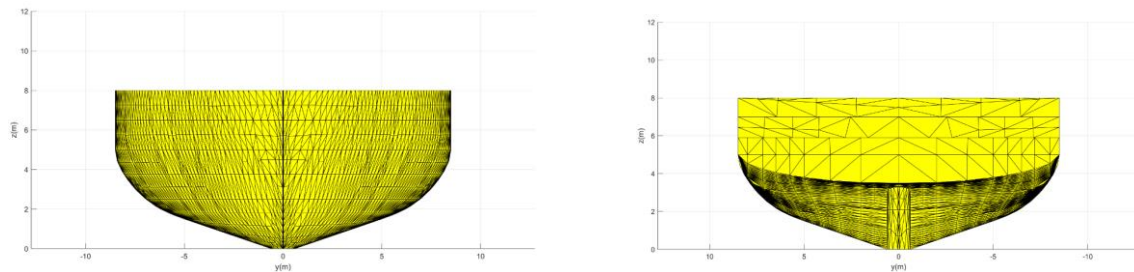
| | |
|------|------------|
| Date | April 2021 |
|------|------------|

| Vessel ID | SYA-03 |
|--|-------------|
| Hull file name | 03SYA.hull |
| Vessel type | Super Yacht |
| Length over all (LOA) [m] | 110.0 |
| Length between perpendiculars (LPP) [m] | 100.0 |
| Breadth [m] | 17.0 |
| Design draught [m] | 4.5 |
| Height [m] | 8.0 |
| Capacity (TEU) [-] | |
| Hydrostatics for Design Draught | |
| Volume [m ³] | 3500 |
| Longitudinal Center of Buoyancy (LCB) [m] | 45.0 |
| Vertical Center of Buoyancy (VCB) [m] | 2.74 |
| Longitudinal Center of Floatation (LCF) [m] | 38.38 |
| Transversal moment of inertia of waterplane area IT [m ⁴] | 3.07E+04 |
| Longitudinal moment of inertia of waterplane area IL [m ⁴] | 1.04E+06 |
| Block coefficient c_B [-] | |

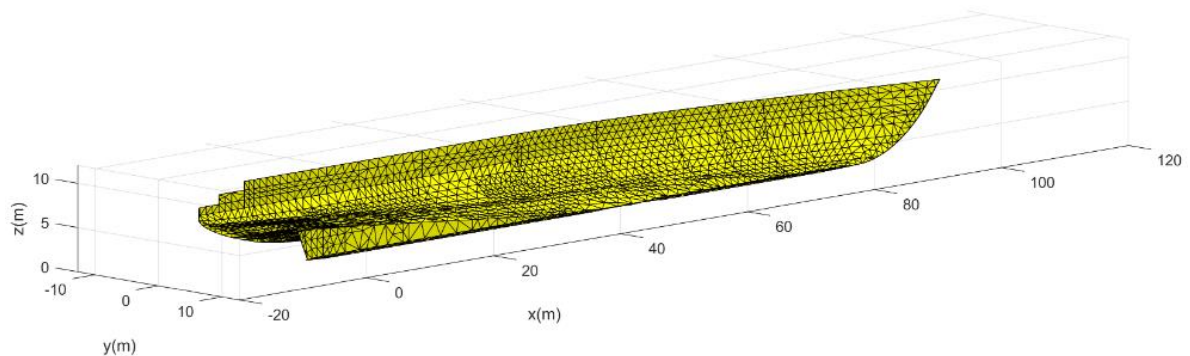
Longitudinal profile



Lateral profile (left: bow, right: aft)



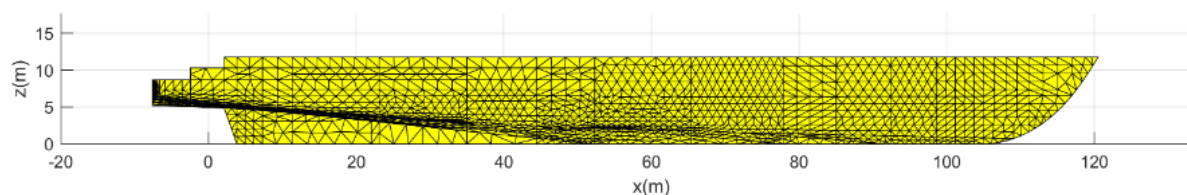
3D view



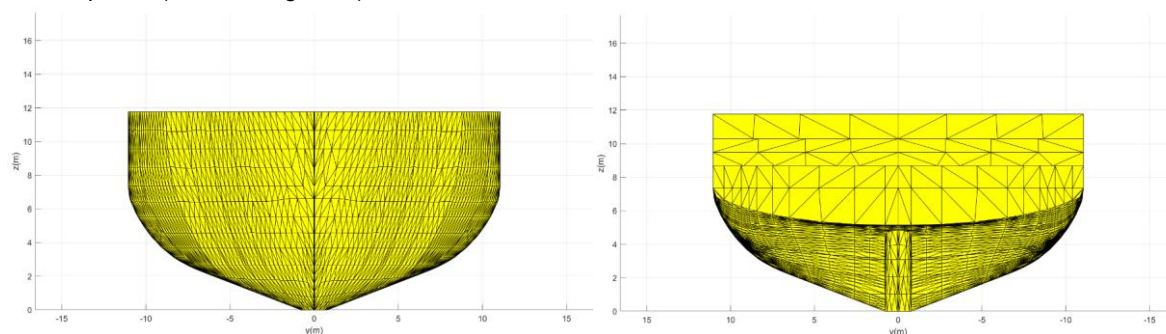
| | |
|------|------------|
| Date | April 2021 |
|------|------------|

| | |
|--|---------------|
| Vessel ID | SYA-04 |
| Hull file name | 04SYA.hull |
| Vessel type | Super Yacht |
| Length over all (LOA) [m] | 130.0 |
| Length between perpendiculars (LPP) [m] | 117.0 |
| Breadth [m] | 22.1 |
| Design draught [m] | 6.0 |
| Height [m] | 12.0 |
| Capacity (TEU) [-] | |
| Hydrostatics for Design Draught | |
| Volume [m ³] | 6283 |
| Longitudinal Center of Buoyancy (LCB) [m] | 53.3 |
| Vertical Center of Buoyancy (VCB) [m] | 4.00 |
| Longitudinal Center of Floatation (LCF) [m] | 45.58 |
| Transversal moment of inertia of waterplane area IT [m ⁴] | 6.58E+04 |
| Longitudinal moment of inertia of waterplane area IL [m ⁴] | 1.9E+06 |
| Block coefficient c_B [-] | 0.4 |

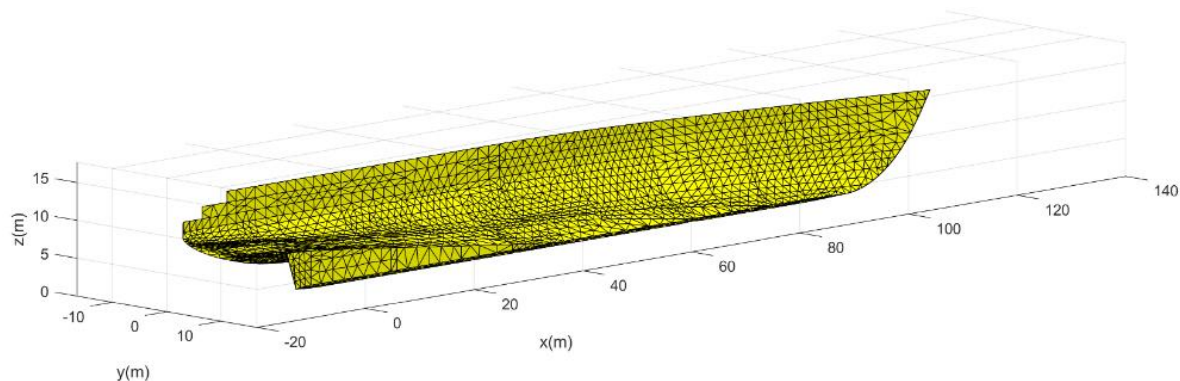
Longitudinal profile



Lateral profile (left: bow, right: aft)



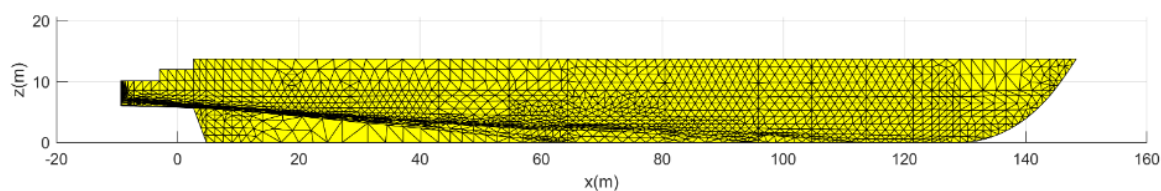
3D view



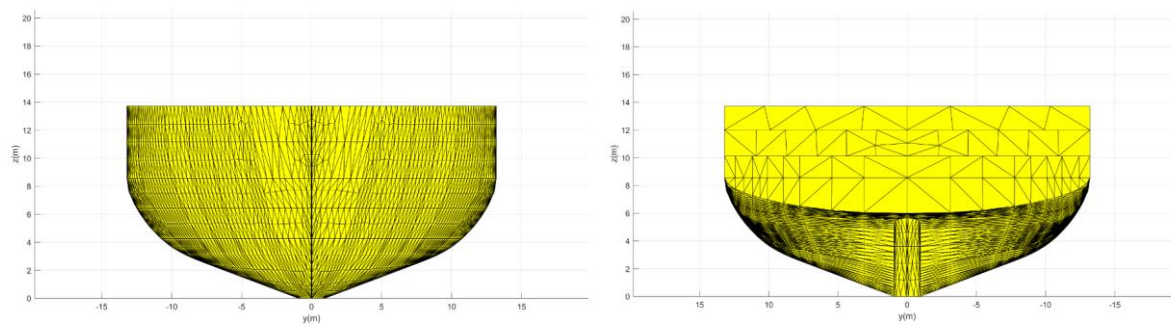
| | |
|------|------------|
| Date | April 2021 |
|------|------------|

| | |
|--|---------------|
| Vessel ID | SYA-05 |
| Hull file name | 05SYA.hull |
| Vessel type | Super Yacht |
| Length over all (LOA) [m] | 160.0 |
| Length between perpendiculars (LPP) [m] | 144.0 |
| Breadth [m] | 26.4 |
| Design draught [m] | 7.0 |
| Height [m] | 14.0 |
| Capacity (TEU) [-] | |
| Hydrostatics for Design Draught | |
| Volume [m ³] | 10743 |
| Longitudinal Center of Buoyancy (LCB) [m] | 65.5 |
| Vertical Center of Buoyancy (VCB) [m] | 0.72 |
| Longitudinal Center of Floatation (LCF) [m] | 53.56 |
| Transversal moment of inertia of waterplane area IT [m ⁴] | 1.38E+05 |
| Longitudinal moment of inertia of waterplane area IL [m ⁴] | 4.26E+06 |
| Block coefficient c_B [-] | 0.40 |

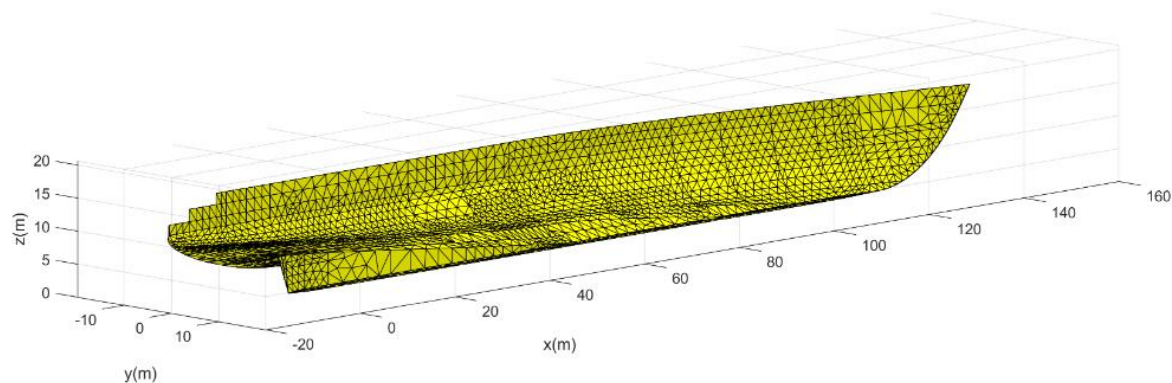
Longitudinal profile



Lateral profile (left: bow, right: aft)



3D view



Date

April 2021

3.6 Tankers

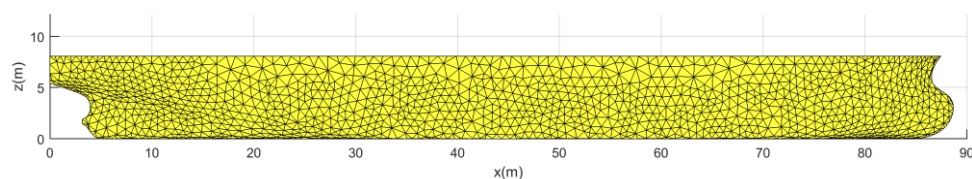
This section represents the vessel characteristics for wave response analyses for 9 representative scheduled tanker new buildings of the next years.

All tankers are generated generically. They are adjusted to fit the main dimensions of the individual new buildings.

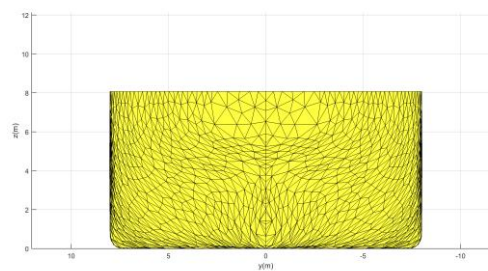
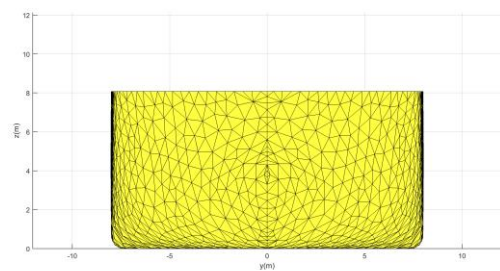
The hydrostatic characteristics such as the longitudinal Center of Buoyancy (LCB) and block coefficients (c_B) have been selected based on /1/ and /2/, respectively.

| Vessel ID | Tan-01 |
|--|--------------------------|
| Hull file name | Tan-01_Tanker_4500t.hull |
| Vessel type | Tanker, Small |
| Length over all (LOA) [m] | 90.0 |
| Length between perpendiculars (LPP) [m] | 85.0 |
| Breadth [m] | 16.0 |
| Design draught [m] | 6.0 |
| Height [m] | 8.1 |
| Capacity (TEU) [-] | 4500 |
| Hydrostatics for Design Draught | |
| Volume [m ³] | 6775 |
| Longitudinal Center of Buoyancy (LCB) [m] | 45.5 |
| Vertical Center of Buoyancy (VCB) [m] | 3.12 |
| Longitudinal Center of Floatation (LCF) [m] | 42.64 |
| Transversal moment of inertia of waterplane area IT [m ⁴] | 21458 |
| Longitudinal moment of inertia of waterplane area IL [m ⁴] | 647587 |
| Block coefficient cB [-] | 0.83 |

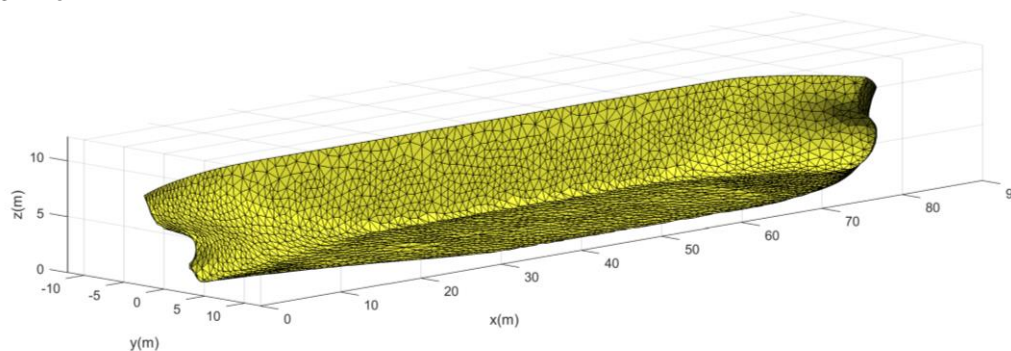
Longitudinal profile



Lateral profile (left: bow, right: aft)



3D view

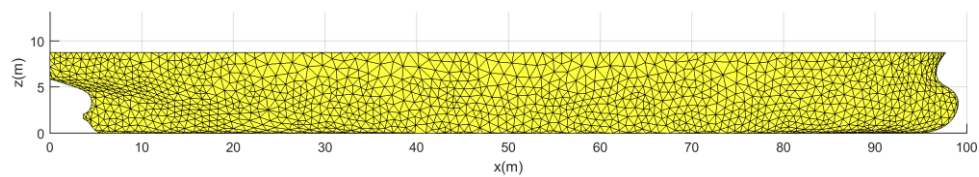


Date

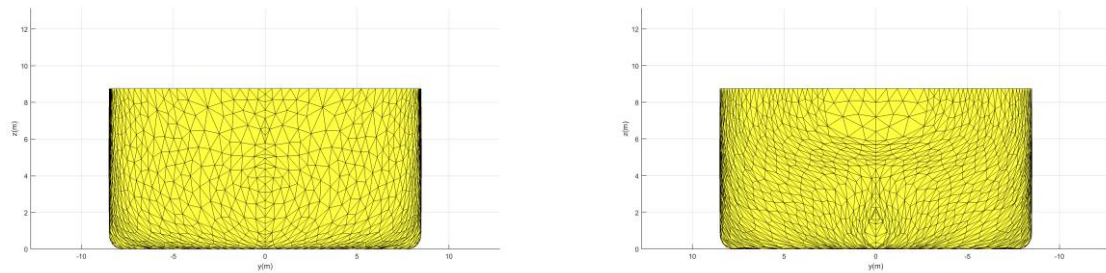
March 2017

| Vessel ID | Tan-02 |
|--|--------------------------|
| Hull file name | Tan-02_Tanker_6200t.hull |
| Vessel type | Tanker, Small |
| Length over all (LOA) [m] | 100.0 |
| Length between perpendiculars (LPP) [m] | 95.0 |
| Breadth [m] | 17.0 |
| Design draught [m] | 6.5 |
| Height [m] | 8.8 |
| Capacity (TEU) [-] | 6200 |
| Hydrostatics for Design Draught | |
| Volume [m ³] | 8586 |
| Longitudinal Center of Buoyancy (LCB) [m] | 50.8 |
| Vertical Center of Buoyancy (VCB) [m] | 3.39 |
| Longitudinal Center of Floatation (LCF) [m] | 47.60 |
| Transversal moment of inertia of waterplane area IT [m ⁴] | 31750 |
| Longitudinal moment of inertia of waterplane area IL [m ⁴] | 941860 |
| Block coefficient c_B [-] | 0.82 |

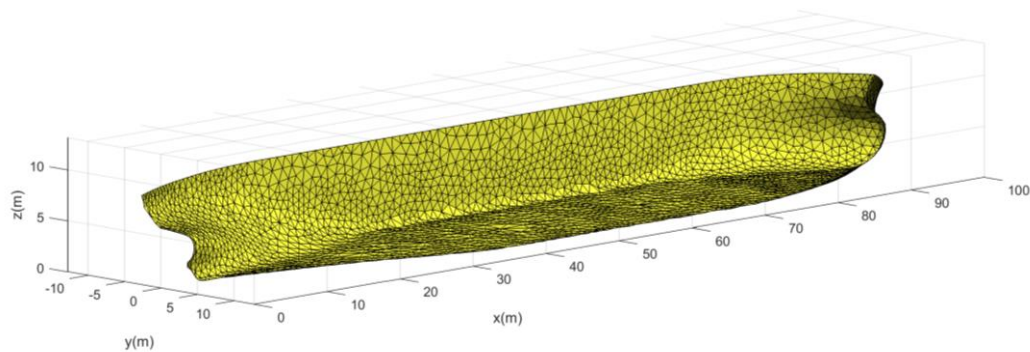
Longitudinal profile



Lateral profile (left: bow, right: aft)



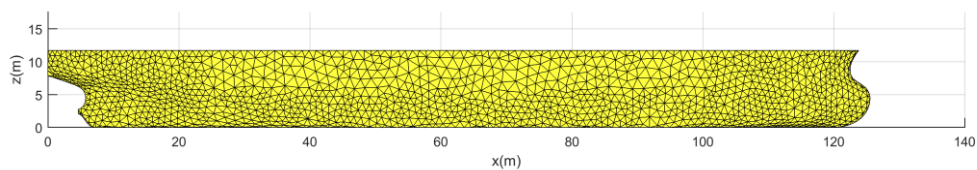
3D view



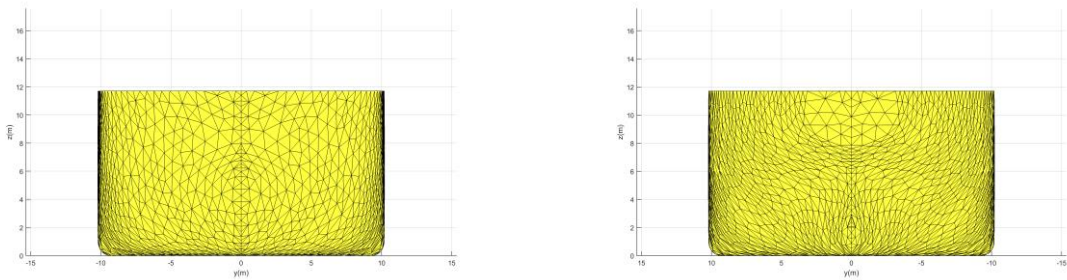
| | |
|------|------------|
| Date | March 2017 |
|------|------------|

| Vessel ID | Tan-03 |
|--|---------------------------|
| Hull file name | Tan-03_Tanker_13100t.hull |
| Vessel type | Tanker, Handy |
| Length over all (LOA) [m] | 128.6 |
| Length between perpendiculars (LPP) [m] | 120.4 |
| Breadth [m] | 20.4 |
| Design draught [m] | 8.7 |
| Height [m] | 11.7 |
| Capacity (TEU) [-] | 13100 |
| Hydrostatics for Design Draught | |
| Volume [m ³] | 17524 |
| Longitudinal Center of Buoyancy (LCB) [m] | 64.4 |
| Vertical Center of Buoyancy (VCB) [m] | 4.54 |
| Longitudinal Center of Floatation (LCF) [m] | 60.31 |
| Transversal moment of inertia of waterplane area IT [m ⁴] | 69770 |
| Longitudinal moment of inertia of waterplane area IL [m ⁴] | 2304440 |
| Block coefficient c_B [-] | 0.82 |

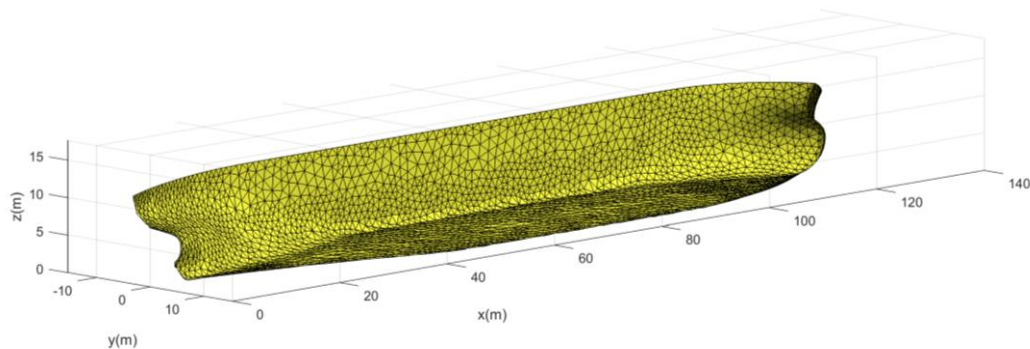
Longitudinal profile



Lateral profile (left: bow, right: aft)



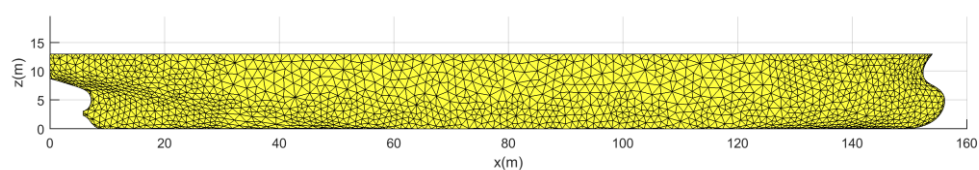
3D view



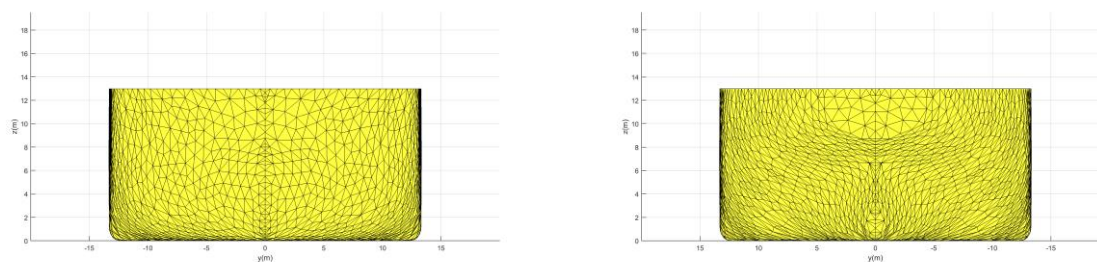
| | |
|------|------------|
| Date | March 2017 |
|------|------------|

| Vessel ID | Tan-04 |
|--|---------------------------|
| Hull file name | Tan-04_Tanker_25000t.hull |
| Vessel type | Tanker, Handy |
| Length over all (LOA) [m] | 158.8 |
| Length between perpendiculars (LPP) [m] | 149.8 |
| Breadth [m] | 26.6 |
| Design draught [m] | 9.7 |
| Height [m] | 13.0 |
| Capacity (TEU) [-] | 25000 |
| Hydrostatics for Design Draught | |
| Volume [m ³] | 31535 |
| Longitudinal Center of Buoyancy (LCB) [m] | 80.2 |
| Vertical Center of Buoyancy (VCB) [m] | 5.03 |
| Longitudinal Center of Floatation (LCF) [m] | 74.99 |
| Transversal moment of inertia of waterplane area IT [m ⁴] | 192757 |
| Longitudinal moment of inertia of waterplane area IL [m ⁴] | 5778850 |
| Block coefficient c_B [-] | 0.82 |

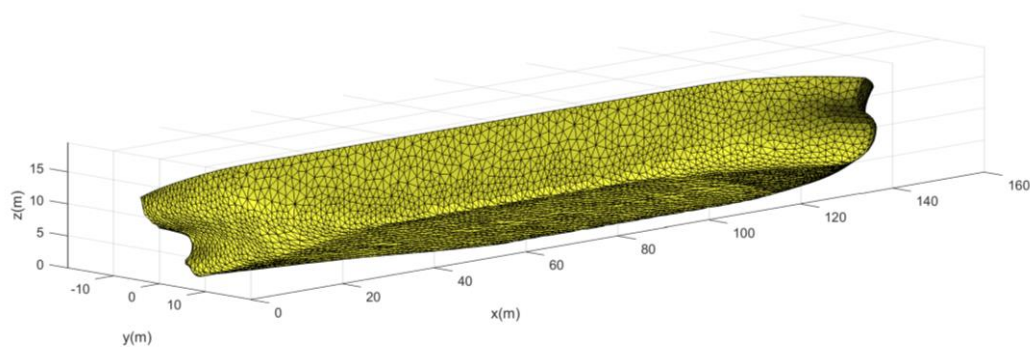
Longitudinal profile



Lateral profile (left: bow, right: aft)



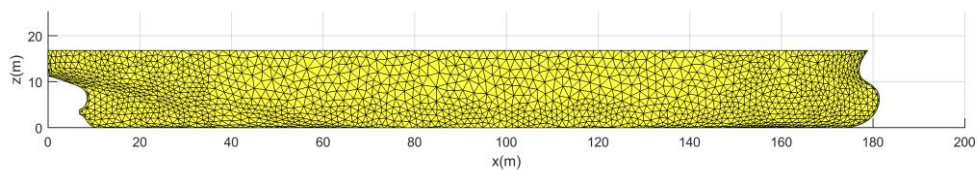
3D view



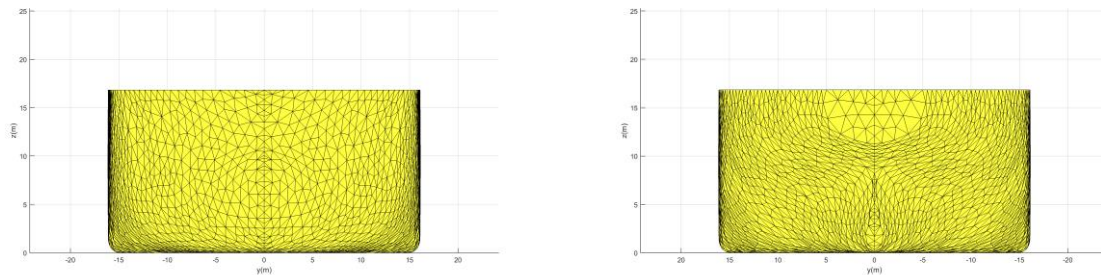
| | |
|------|------------|
| Date | March 2017 |
|------|------------|

| Vessel ID | Tan-05 |
|--|---------------------------|
| Hull file name | Tan-05_Tanker_47000t.hull |
| Vessel type | Tanker, MR2 |
| Length over all (LOA) [m] | 182.9 |
| Length between perpendiculars (LPP) [m] | 174.0 |
| Breadth [m] | 32.2 |
| Design draught [m] | 12.5 |
| Height [m] | 16.8 |
| Capacity (TEU) [-] | 47000 |
| Hydrostatics for Design Draught | |
| Volume [m ³] | 56725 |
| Longitudinal Center of Buoyancy (LCB) [m] | 92.9 |
| Vertical Center of Buoyancy (VCB) [m] | 6.54 |
| Longitudinal Center of Floatation (LCF) [m] | 86.89 |
| Transversal moment of inertia of waterplane area IT [m ⁴] | 390871 |
| Longitudinal moment of inertia of waterplane area IL [m ⁴] | 10799300 |
| Block coefficient c_B [-] | 0.81 |

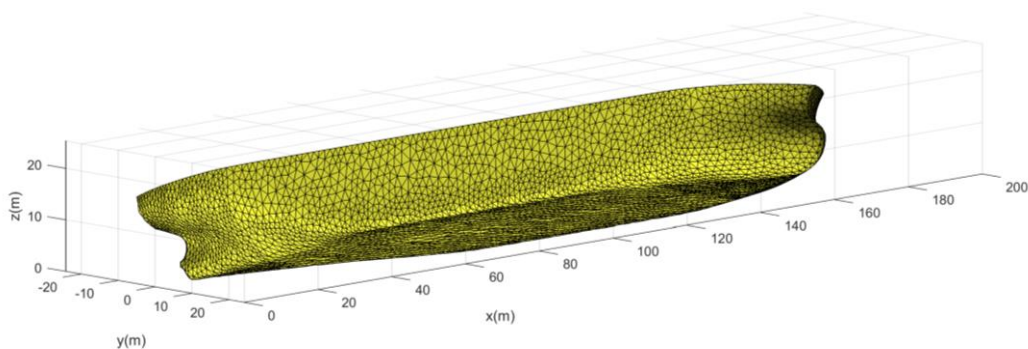
Longitudinal profile



Lateral profile (left: bow, right: aft)



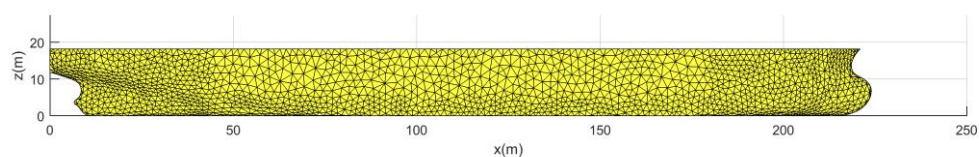
3D view



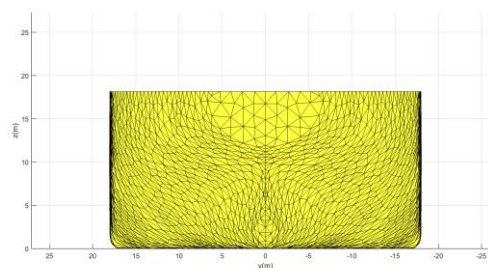
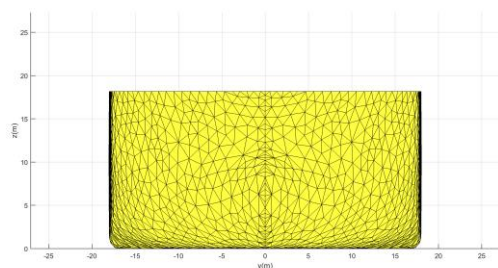
| | |
|------|------------|
| Date | March 2017 |
|------|------------|

| Vessel ID | Tan-06 |
|--|---------------------------|
| Hull file name | Tan-06_Tanker_71600t.hull |
| Vessel type | Tanker, Panamax |
| Length over all (LOA) [m] | 224.0 |
| Length between perpendiculars (LPP) [m] | 216.0 |
| Breadth [m] | 36.0 |
| Design draught [m] | 13.5 |
| Height [m] | 18.2 |
| Capacity (TEU) [-] | 71600 |
| Hydrostatics for Design Draught | |
| Volume [m ³] | 88110 |
| Longitudinal Center of Buoyancy (LCB) [m] | 115.8 |
| Vertical Center of Buoyancy (VCB) [m] | 7.01 |
| Longitudinal Center of Floatation (LCF) [m] | 108.77 |
| Transversal moment of inertia of waterplane area IT [m ⁴] | 710347 |
| Longitudinal moment of inertia of waterplane area IL [m ⁴] | 24213100 |
| Block coefficient c_B [-] | 0.84 |

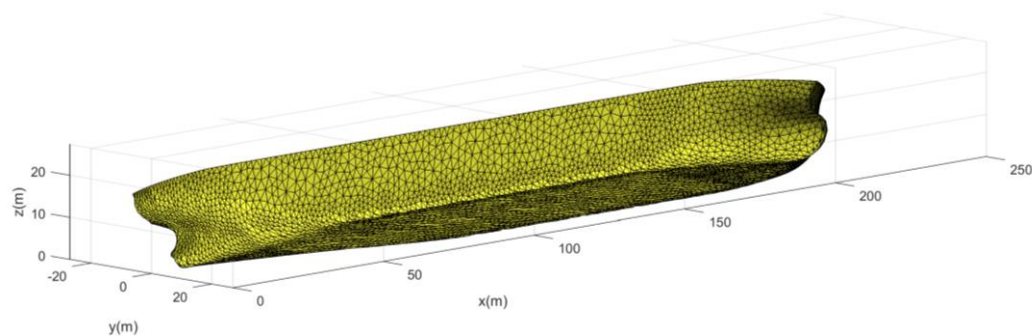
Longitudinal profile



Lateral profile (left: bow, right: aft)



3D view

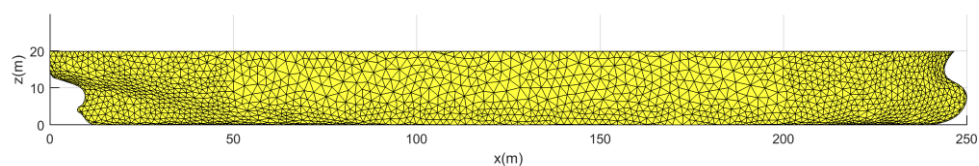


Date

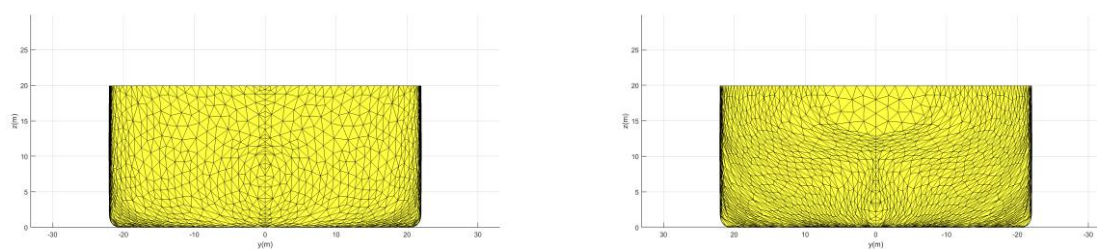
March 2017

| Vessel ID | Tan-07 |
|--|----------------------------|
| Hull file name | Tan-07_Tanker_114600t.hull |
| Vessel type | Tanker, Aframax |
| Length over all (LOA) [m] | 250.0 |
| Length between perpendiculars (LPP) [m] | 241.0 |
| Breadth [m] | 44.0 |
| Design draught [m] | 14.8 |
| Height [m] | 19.9 |
| Capacity (TEU) [-] | 114600 |
| Hydrostatics for Design Draught | |
| Volume [m ³] | 131818 |
| Longitudinal Center of Buoyancy (LCB) [m] | 129.2 |
| Vertical Center of Buoyancy (VCB) [m] | 7.68 |
| Longitudinal Center of Floatation (LCF) [m] | 121.38 |
| Transversal moment of inertia of waterplane area IT [m ⁴] | 1446500 |
| Longitudinal moment of inertia of waterplane area IL [m ⁴] | 41024700 |
| Block coefficient c_B [-] | 0.84 |

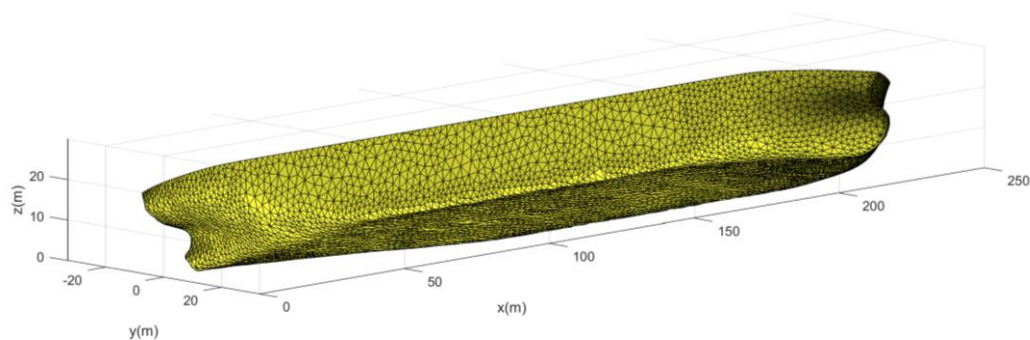
Longitudinal profile



Lateral profile (left: bow, right: aft)



3D view

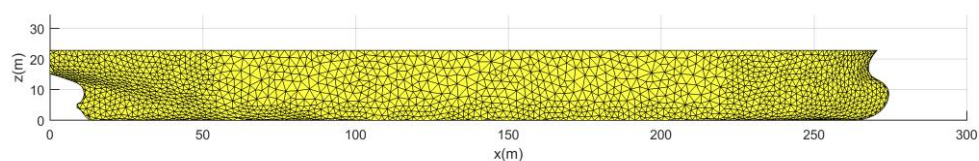


Date

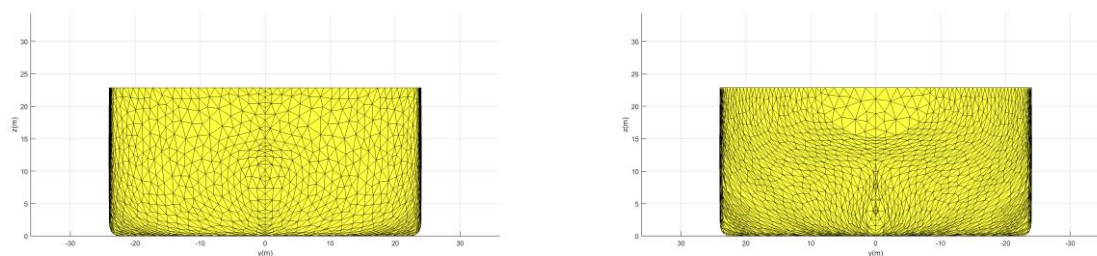
March 2017

| Vessel ID | Tan-08 |
|--|----------------------------|
| Hull file name | Tan-08_Tanker_156900t.hull |
| Vessel type | Tanker, Suezmax |
| Length over all (LOA) [m] | 274.5 |
| Length between perpendiculars (LPP) [m] | 264.0 |
| Breadth [m] | 48.0 |
| Design draught [m] | 17.0 |
| Height [m] | 22.9 |
| Capacity (TEU) [-] | 156900 |
| Hydrostatics for Design Draught | |
| Volume [m ³] | 180934 |
| Longitudinal Center of Buoyancy (LCB) [m] | 141.5 |
| Vertical Center of Buoyancy (VCB) [m] | 8.83 |
| Longitudinal Center of Floatation (LCF) [m] | 132.88 |
| Transversal moment of inertia of waterplane area IT [m ⁴] | 2056830 |
| Longitudinal moment of inertia of waterplane area IL [m ⁴] | 59000000 |
| Block coefficient c_B [-] | 0.84 |

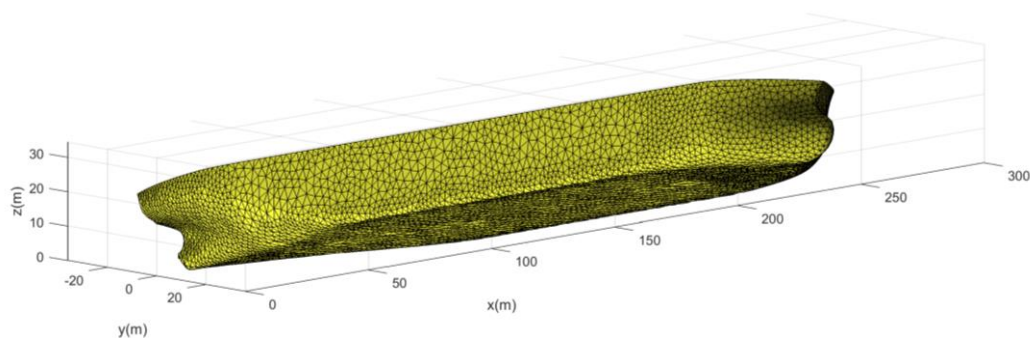
Longitudinal profile



Lateral profile (left: bow, right: aft)



3D view

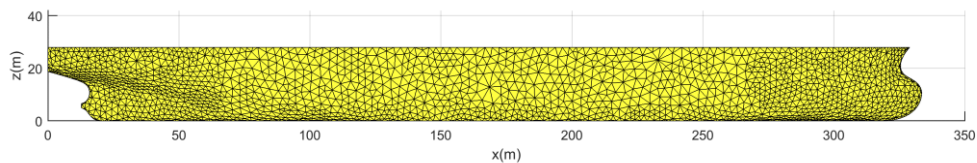


Date

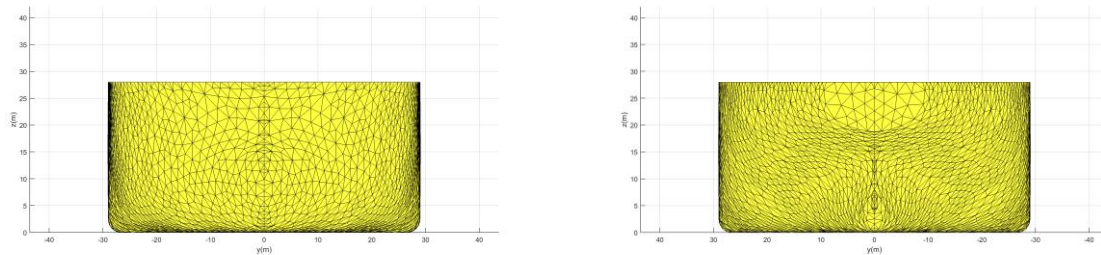
March 2017

| Vessel ID | Tan-09 |
|--|---------------------|
| Hull file name | Tan-09_300000t.hull |
| Vessel type | Tanker, CC |
| Length over all (LOA) [m] | 325.5 |
| Length between perpendiculars (LPP) [m] | 320.0 |
| Breadth [m] | 58.0 |
| Design draught [m] | 20.8 |
| Height [m] | 28.0 |
| Capacity (TEU) [-] | 300000 |
| Hydrostatics for Design Draught | |
| Volume [m ³] | 322581 |
| Longitudinal Center of Buoyancy (LCB) [m] | 171.2 |
| Vertical Center of Buoyancy (VCB) [m] | 10.87 |
| Longitudinal Center of Floatation (LCF) [m] | 160.14 |
| Transversal moment of inertia of waterplane area IT [m ⁴] | 4196290 |
| Longitudinal moment of inertia of waterplane area IL [m ⁴] | 120987000 |
| Block coefficient c_B [-] | 0.84 |

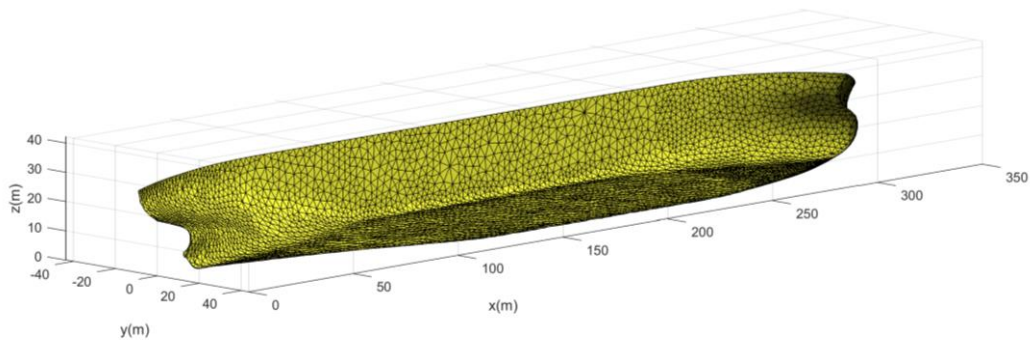
Longitudinal profile



Lateral profile (left: bow, right: aft)



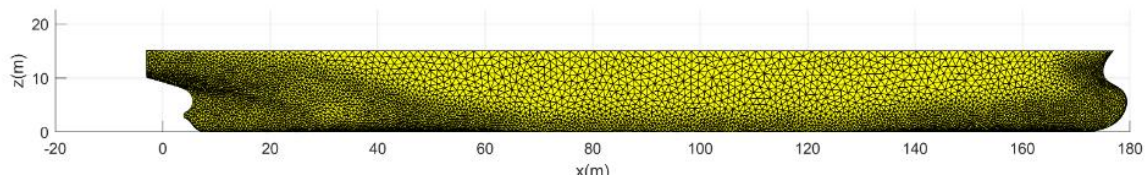
3D view



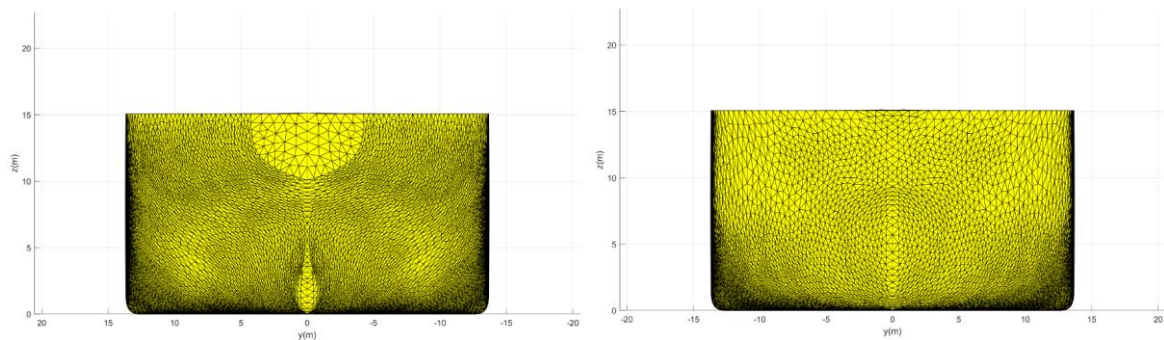
| | |
|------|------------|
| Date | March 2017 |
|------|------------|

| Vessel ID | Tan-10 |
|--|---------------------|
| Hull file name | Tan-10_Tanker_37300 |
| Vessel type | Baltic Monarch |
| Length over all (LOA) [m] | 182.6 |
| Length between perpendiculars (LPP) [m] | 175.0 |
| Breadth [m] | 27.3 |
| Design draught [m] | 11.2 |
| Height [m] | 15.0 |
| Capacity (TEU) [-] | 37300 |
| Hydrostatics for Design Draught | |
| Volume [m ³] | 43402 |
| Longitudinal Center of Buoyancy (LCB) [m] | 93.4 |
| Vertical Center of Buoyancy (VCB) [m] | 5.86 |
| Longitudinal Center of Floatation (LCF) [m] | 87.39 |
| Transversal moment of inertia of waterplane area IT [m ⁴] | 240919 |
| Longitudinal moment of inertia of waterplane area IL [m ⁴] | 9330330 |
| Block coefficient c_B [-] | 0.81 |

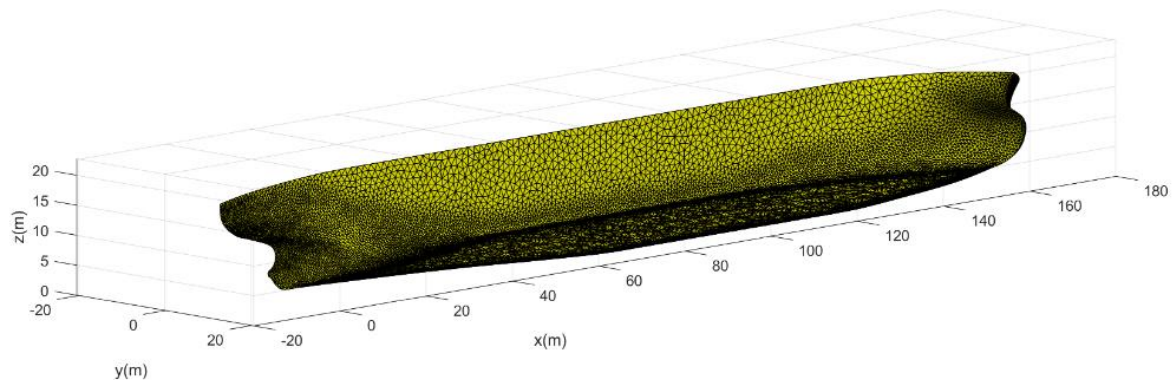
Longitudinal profile



Lateral profile (left: bow, right: aft)



3D view



| | |
|------|------------|
| Date | April 2021 |
|------|------------|

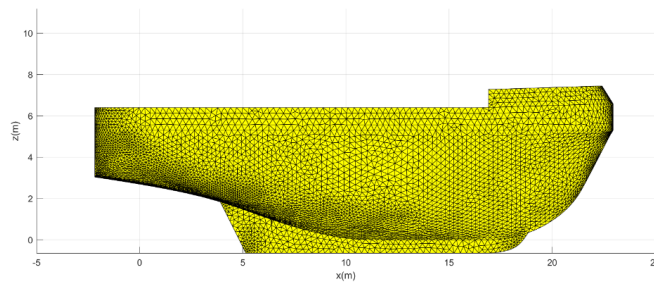
3.7 Tugboats

The following list of tugboats represent 3 selected tugboats of different size. They are generated generically based on inhouse data.

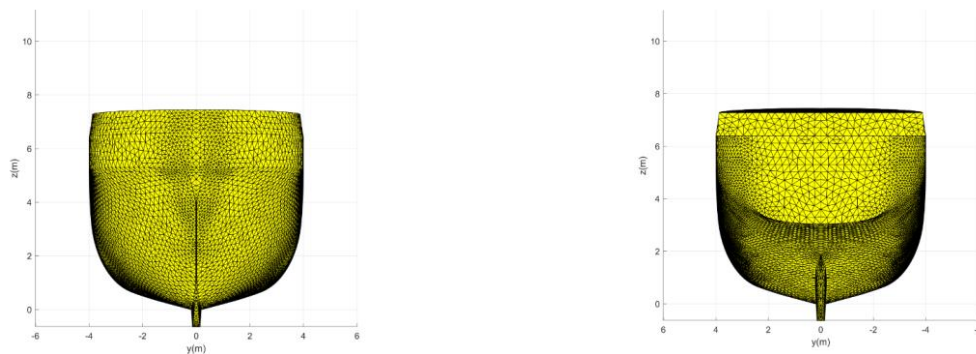
The Hydrostatic characteristics such as LCB, and block coefficients have been selected based on the FORCE Technology database.

| | |
|--|------------------|
| Vessel ID | TUG-01 |
| Hull file name | Tug-01.hull |
| Vessel type | Conventional Tug |
| Length over all (LOA) [m] | 23.3 |
| Length between perpendiculars (LPP) [m] | 22.0 |
| Breadth [m] | 8.0 |
| Design draught [m] | 3.50 |
| Height [m] | 6.40 |
| Hydrostatics for Design Draught | |
| Volume [m ³] | 322.6 |
| Longitudinal Center of Buoyancy (LCB) [m] | 10.69 |
| Vertical Center of Buoyancy (VCB) [m] | 2.23 |
| Longitudinal Center of Floatation (LCF) [m] | 9.09 |
| Transversal moment of inertia of waterplane area IT [m ⁴] | 717.86 |
| Longitudinal moment of inertia of waterplane area IL [m ⁴] | 6280.5 |
| Block coefficient C_B [-] | 0.52 |

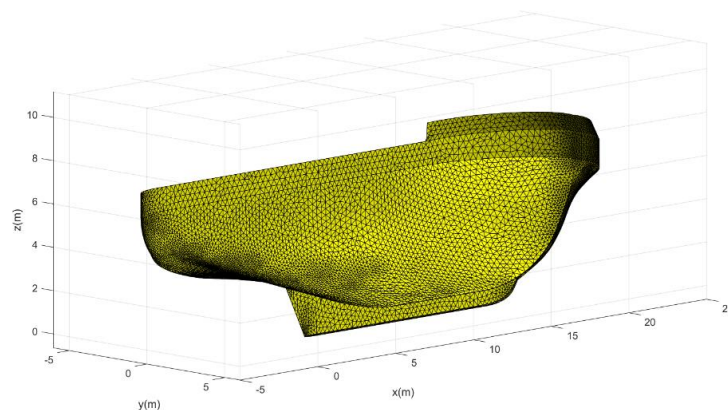
Longitudinal profile



Lateral profile (left: bow, right: aft)



3D view

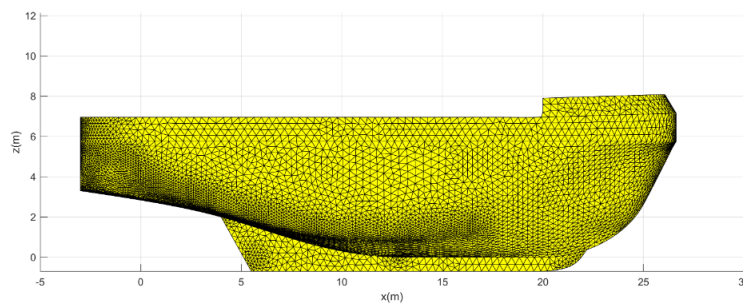


Date

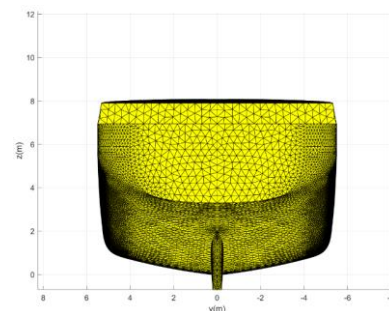
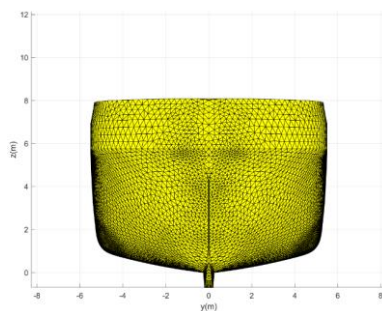
April 2021

| Vessel ID | TUG-02 |
|--|-------------|
| Hull file name | Tug-02.hull |
| Vessel type | Push/Tug |
| Length over all (LOA) [m] | 28.3 |
| Length between perpendiculars (LPP) [m] | 25.65 |
| Breadth [m] | 11.0 |
| Design draught [m] | 3.80 |
| Height [m] | 6.95 |
| Hydrostatics for Design Draught | |
| Volume [m ³] | 616.7 |
| Longitudinal Center of Buoyancy (LCB) [m] | 12.27 |
| Vertical Center of Buoyancy (VCB) [m] | 2.37 |
| Longitudinal Center of Floatation (LCF) [m] | 10.37 |
| Transversal moment of inertia of waterplane area IT [m ⁴] | 2262.47 |
| Longitudinal moment of inertia of waterplane area IL [m ⁴] | 14828.7 |
| Block coefficient C_B [-] | 0.57 |

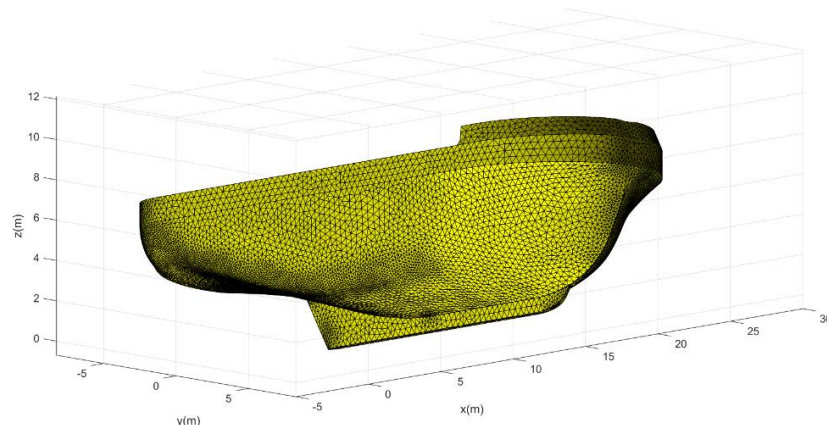
Longitudinal profile



Lateral profile (left: bow, right: aft)



3D view

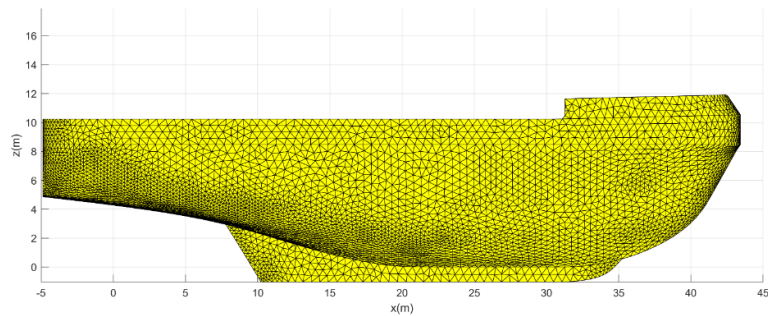


Date

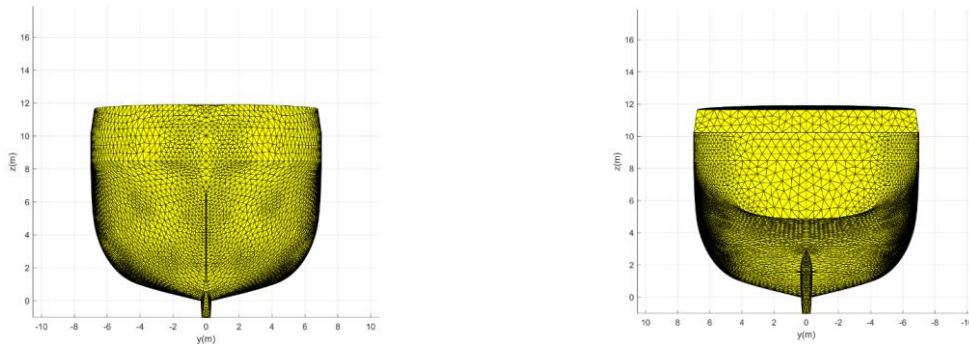
April 2021

| Vessel ID | TUG-03 |
|--|----------------------|
| Hull file name | Tug-03.hull |
| Vessel type | Enhanced Tractor Tug |
| Length over all (LOA) [m] | 47.24 |
| Length between perpendiculars (LPP) [m] | 21.78 |
| Breadth [m] | 14.0 |
| Design draught [m] | 5.60 |
| Height [m] | 10.24 |
| Hydrostatics for Design Draught | |
| Volume [m ³] | 1677.9 |
| Longitudinal Center of Buoyancy (LCB) [m] | 20.05 |
| Vertical Center of Buoyancy (VCB) [m] | 3.61 |
| Longitudinal Center of Floatation (LCF) [m] | 16.72 |
| Transversal moment of inertia of waterplane area IT [m ⁴] | 7249.5 |
| Longitudinal moment of inertia of waterplane area IL [m ⁴] | 78389.4 |
| Block coefficient C _B [-] | 0.51 |

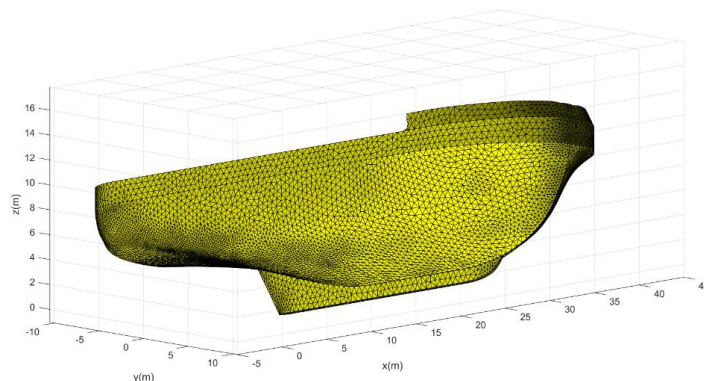
Longitudinal profile



Lateral profile (left: bow, right: aft)



3D view



| | |
|------|------------|
| Date | April 2021 |
|------|------------|

4 References

- /1/ Practical Ship Design, Elsevier Ocean Engineering Book Series, Vol. 1, D.G.M. Watson, 1998.
- /2/ Determination of Regression Formulas for Main Dimensions of Tankers and Bulk Carriers based on HIS Fairplay Data, DTU, Work Package 2, September 2012.
- /3/ Statistical Analysis and Determination of Regression Formulas for main Dimensions of Container Ships, DTU, 2013.

